

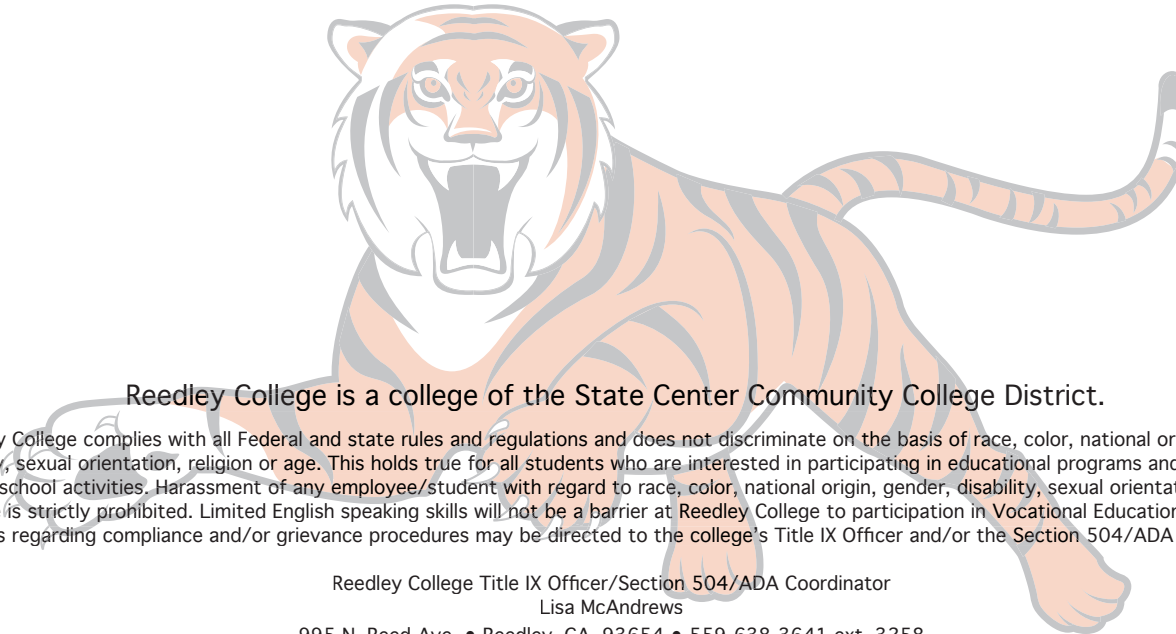
PLACEMENT TESTING RESULTS FOR ENTERING FRESHMEN 2009-2010

The placement test scores assist students in their course selection when entering Reedley College. For math, the classes are Math 250 - College Arithmetic, Math 101 - Elementary Algebra, Math - 103 Intermediate Algebra, and transfer level math. For writing, the classes are English 252 - Writing Improvement, English 125- Writing Skills for College, and English 1A - Reading and Composition. For reading, the classes include English 262 - Reading Improvement, English 126 - Reading Skills for College, English 1A - Reading and Composition. Students still need to meet with a counselor who will apply multiple criteria advising for appropriate course placement.

Course numbering system:  
Courses 1-99: Associate degree/transferable credit courses.  
Courses 100-199: Associate degree only/non-transferable.  
Courses 200-299: Non-degree applicable credit courses. Courses 300-399: Non-credit courses.

Graduates of Selma High School			All Students Combined		
<u>Math Skills</u>			<u>Math Skills</u>		
280 Parlier High Students Tested			5,911 Students Tested		
Math 250: College Arithmetic .....	78	28%	Math 250: College Arithmetic .....	1,555	26%
Math 101: Elementary Algebra .....	102	36%	Math 101: Elementary Algebra .....	2,559	43%
Math 103: Intermediate Algebra .....	98	35%	Math 103: Intermediate Algebra .....	1,741	29%
Transfer Level Math.....	2	1%	Eligible for higher level math .....	56	1%
<u>Writing Skills</u>			<u>Writing Skills</u>		
301 Parlier High Students Tested			6,286 Students Tested		
English 252: Writing Improvement .....	27	9%	English 252: Writing Improvement .....	848	13%
English 125: Writing Skills for College ...	226	75%	English 125: Writing Skills for College ....	4,446	71%
English 1A: Reading & Composition .....	48	16%	English 1A: Reading & Composition .....	992	16%
<u>Reading Skills</u>			<u>Reading Skills</u>		
292 Parlier High Students Tested			6,282 Students Tested		
English 262: Reading Improvement .....	69	24%	English 262: Reading Improvement .....	1,511	24%
English 126: Reading Skills for College ..	141	48%	English 126: Reading Skills for College ....	2,598	41%
Met Requirement/English 1A .....	82	28%	Met Requirement for degree.....	2,173	35%

Numbers may be duplicated. Student may have taken paper/pencil test and the computer test too.  
Chart reflects only number of students tested, not number taking the class.




Reedley College is a college of the State Center Community College District.

Reedley College complies with all Federal and state rules and regulations and does not discriminate on the basis of race, color, national origin, gender, disability, sexual orientation, religion or age. This holds true for all students who are interested in participating in educational programs and/or extracurricular school activities. Harassment of any employee/student with regard to race, color, national origin, gender, disability, sexual orientation, religion or age is strictly prohibited. Limited English speaking skills will not be a barrier at Reedley College to participation in Vocational Education programs. Inquiries regarding compliance and/or grievance procedures may be directed to the college's Title IX Officer and/or the Section 504/ADA Coordinator.

Reedley College Title IX Officer/Section 504/ADA Coordinator  
Lisa McAndrews  
995 N. Reed Ave. • Reedley, CA, 93654 • 559-638-3641 ext. 3258



SELMA  
HIGH  
SCHOOL  
REPORT  
2009-2010




Reedley College values the established partnership with Selma High School thus allowing us the opportunity to continue educating your students. I am pleased to present the 2009-2010 high school graduate report which includes information on Bear enrollment, financial aid and entrance placement testing.

Another year has passed and we have seen the UC's and CSU's continue to restrict admissions. However, Reedley College has kept its doors open for the Bears. As you are well aware, state funding for community colleges has decreased yet Reedley College remains committed to our mission of offering an accessible, student-centered educational environment. In order to fulfill this commitment we have aggressively pursued funding from outside sources. I am happy to report that we have been successful in obtaining millions of dollars in additional grant money. At Reedley College we are proud to continue our tradition of providing students with an educational experience of the highest quality.

Reedley College offers Selma High students more than 100 academic and career technical educational programs. Students may work to complete an associate degree or a certificate of achievement. Reedley College maintains guaranteed transfer agreements with many colleges and universities throughout the country. Students enrolled in our Career Technical Education share similar success whether they are entering or advancing through the job market. In addition, Reedley College has established successful partnerships with local industries creating pathways for upward mobility and success in high demand occupations.

Our goal is to continue to prepare your students for a better and brighter future. After reviewing this report please feel free to provide us with any feedback so that we may better serve our future student population. Your input is very valuable and I look forward to working together.

Thank you for your continued commitment to our students and to Reedley College.



Reedley College  
President,  
Dr. Barbara Hioco



FIRST-TIME FRESHMEN ENROLLMENT BY HIGH SCHOOL\*

High Schools	Class of 2008			Class of 2009			Class of 2010		
	graduates	enrolled at RC	percentage	graduates	enrolled at RC	percentage	graduates	enrolled at RC	percentage
Dinuba	347	145	41.8%	273	147	53.8%	311	137	44.0%
Fowler	163	40	24.54%	159	42	26.4%	152	46	30.2%
Immanuel	81	31	38.27%	61	28	45.9%	69	28	40.5%
Kingsburg	255	78	30.59%	236	80	33.9%	263	106	40.3%
Orange Cove	111	57	51.35%	111	50	45.1%	136	56	41.1%
Parlier	192	100	51.56%	142	107	75.4%	172	98	56.9%
Reedley	371	215	57.95%	358	227	63.4%	355	238	67.0%
Sanger	510	148	29.02%	535	162	30.1%	510	187	36.6%
Selma	348	134	38.51%	325	160	49.2%	318	149	46.8%

HIGH SCHOOL GRADUATES WHO ATTENDED REEDLEY COLLEGE\*

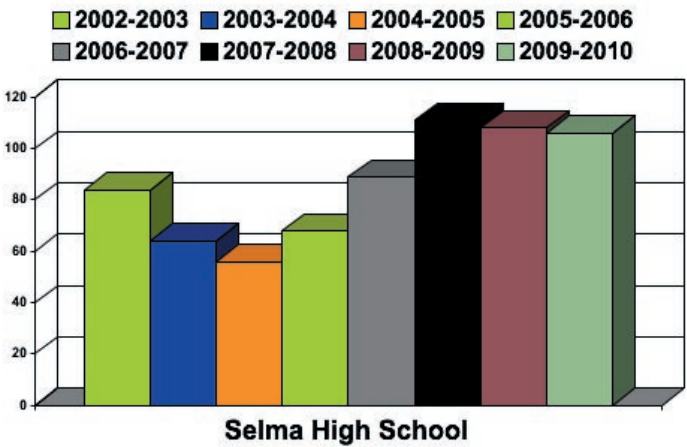
Class of 2009				Class of 2010			
Buchanan .....	6	Madera .....	5	Buchanan .....	18	Madera .....	4
Bullard .....	5	Madera South.....	2	Bullard .....	7	McLane.....	3
Caruthers Union ...	14	McLane.....	3	Caruthers Union ...	28	Mt. Whitney .....	3
Central East .....	4	Mountain View .....	12	Chowchilla .....	2	Mountain View .....	9
Central West.....	4	Orange Cove .....	50	Central .....	12	Orange Cove .....	56
Clovis .....	7	Orosi .....	31	Clovis .....	15	Orosi .....	29
Clovis East .....	17	Parlier.....	107	Clovis East .....	24	Parlier.....	98
Clovis North .....	1	Reedley .....	227	Clovis West .....	5	Reedley .....	238
Clovis West .....	3	Riverdale .....	4	Dinuba.....	137	Roosevelt.....	3
Dinuba.....	147	Roosevelt .....	4	Edison .....	5	San Joaquin	
Edison .....	8	Sanger.....	162	Firebaugh .....	4	Memorial .....	4
Fowler .....	42	Selma .....	160	Fowler .....	46	Sanger.....	187
Fresno .....	1	Sierra .....	7	Fresno .....	1	Selma .....	149
Fresno Adventist .....	1	Sunnyside.....	29	Fresno Adventist .....	2	Sierra .....	10
Hanford East .....	3	Taft.....	3	Hallmark Charter .....	12	Sunnyside.....	15
Hanford West.....	1	University.....	1	Hanford .....	4	Tranquility.....	5
Hoover .....	8	Washington Union	11	Hoover .....	3	Tulare Union.....	4
Immanuel .....	28	Yosemite.....	2	Immanuel .....	28	University.....	1
Kings Canyon .....	8	Other California		Kings Canyon .....	5	Washington Union..	14
Kingsburg .....	80	High Schools .....	96	Kingsburg.....	106	Yosemite.....	3
Laton .....	5	Out of California		Kerman .....	5	Other California	
Lemoore.....	7	High Schools .....	31	Laton .....	3	High Schools .....	102
				Lemoore.....	1	Out of California	
				Liberty .....	2	High Schools .....	30

\*Based on fall semester information

2009-2010 FINANCIAL AID & SCHOLARSHIPS

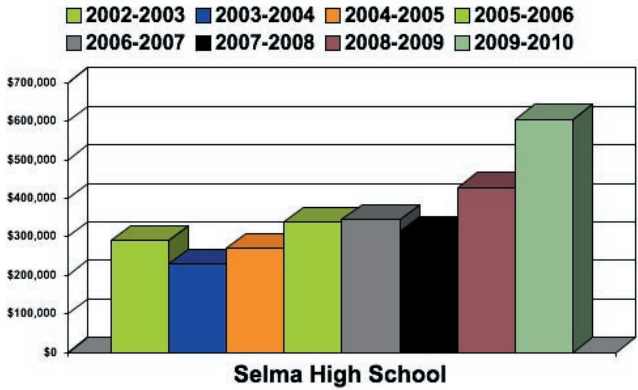
NUMBER OF REEDLEY COLLEGE STUDENTS AWARDED FINANCIAL AID

High Schools	2007-2008	2008-2009	2009-2010
Dinuba	134	157	116
Fowler	32	44	30
Immanuel	17	9	9
Kingsburg	55	63	41
Orange Cove	**1	67	50
Parlier	77	111	95
Reedley	196	195	163
Sanger	103	114	102
Selma	111	108	106
TOTAL	743	882	731



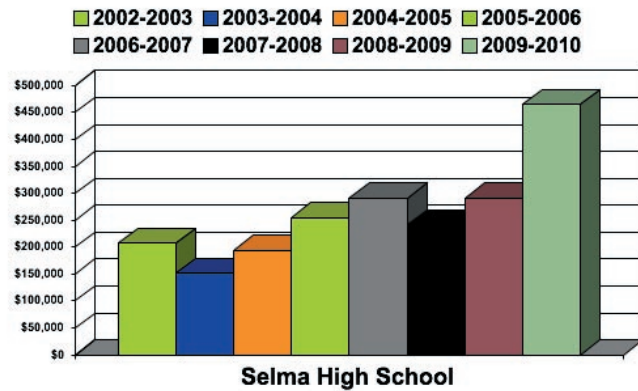
AMOUNT OF FINANCIAL AID AWARDED\* TO STUDENTS

High Schools	2007-2008	2008-2009	2009-2010
Dinuba	\$469,944	\$635,052	\$677,544
Fowler	\$81,852	\$171,192	\$303,458
Immanuel	\$30,702	\$10,237	\$24,085
Kingsburg	\$138,187	\$202,466	\$212,221
Orange Cove	**\$280	\$302,740	\$334,028
Parlier	\$337,286	\$435,014	\$523,297
Reedley	\$734,068	\$748,051	\$1,002,875
Sanger	\$344,100	\$461,501	\$523,147
Selma	\$313,705	\$428,439	\$605,548
TOTAL	\$2,525,084	\$3,463,639	\$4,330,277



AMOUNT OF FINANCIAL AID DISBURSED\* TO STUDENTS

High Schools	2007-2008	2008-2009	2009-2010
Dinuba	\$353,556	\$425,273	\$547,234
Fowler	\$63,367	\$118,482	\$111,074
Immanuel	\$24,613	\$6,037	\$21,622
Kingsburg	\$119,284	\$135,730	\$171,187
Orange Cove	**\$280	\$231,523	\$245,798
Parlier	\$269,522	\$304,369	\$392,802
Reedley	\$618,274	\$533,048	\$792,697
Sanger	\$291,989	\$331,998	\$389,983
Selma	\$241,745	\$291,305	\$465,431
TOTAL	\$2,047,853	\$2,426,771	\$3,240,026



\*The difference between the amount of financial aid awarded and disbursed is due to the variance in the number of units enrolled. Students taking fewer than 12 units are funded at a pro-rated amount. \*\*This is a student still in high school taking one or two college courses.