

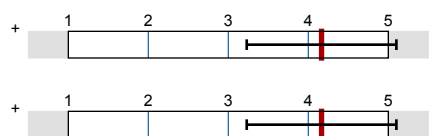
General Survey

Duty Day Fall 2010 (Fall 2010)
No. of responses = 79



Overall indicators

Global Index



av.=4.17
dev.=0.94

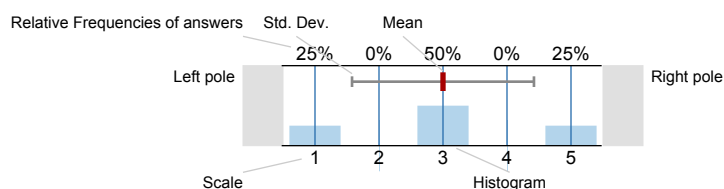
1. On a scale between "Yes, I can" and "No, I cannot", please rate your responses to the following items with regard to the Still Lovin' those Outcomes Breakout Session:

I am now able to: ($\alpha = 0.89$)

Survey Results

Legend

Question text

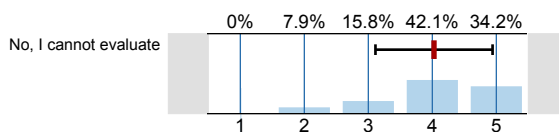


n=Amount
av.=Mean
dev.=Std. Dev.
ab.=Abstention

1. On a scale between "Yes, I can" and "No, I cannot", please rate your responses to the following items with regard to the Still Lovin' those Outcomes Breakout Session:

I am now able to:

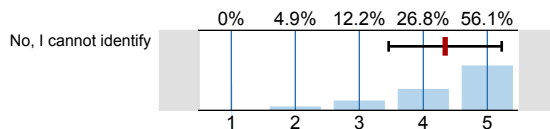
1.1) Evaluate where RC is in the SLO/Assessment process.



Yes, I can evaluate

n=38
av.=4.03
dev.=0.91

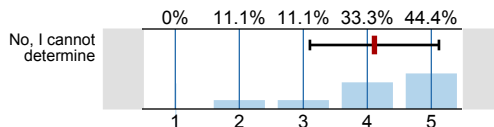
1.2) Identify challenges my program and/or I face in this process.



Yes, I can identify

n=41
av.=4.34
dev.=0.88

1.3) Determine what my program and/or I may continue to do or modify in order to have meaningful assessment.

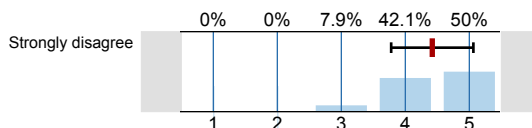


Yes, I can determine

n=36
av.=4.11
dev.=1.01

2. Using a scale between "Strongly agree" and "Strongly disagree", please rate your level of agreement with the following statements that reference the Accreditation Breakout Session:

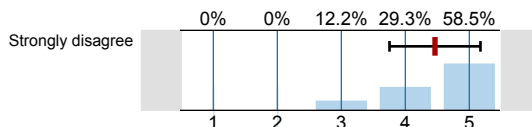
2.1) I feel more informed about the accreditation process.



Strongly agree

n=38
av.=4.42
dev.=0.64

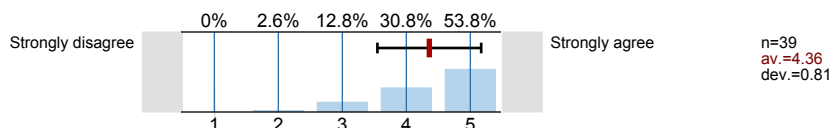
2.2) The presenters gave me a good overview of the status of RC in the accreditation process.



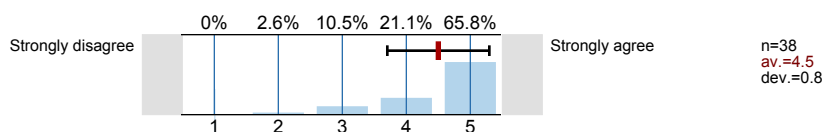
Strongly agree

n=41
av.=4.46
dev.=0.71

- 2.3) Reedley College is on the right track with its work for the accreditation process.

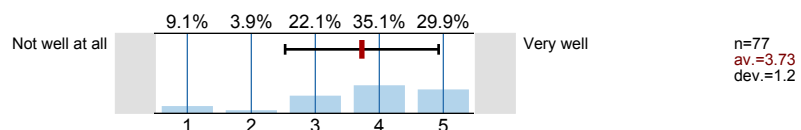


- 2.4) I know how to get involved in the accreditation process.

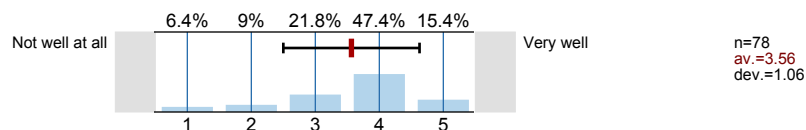


3. On a scale between "Very well" and "Not well at all" please indicate your response to the following questions with regard to the Integrated Planning Breakout Session:

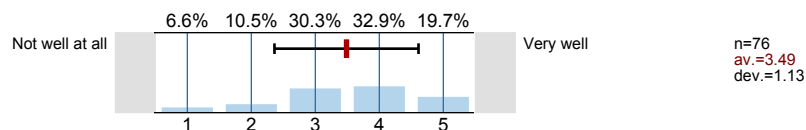
- 3.1) How well do you think the graphic would help remind you of our overall Integrated Planning model?



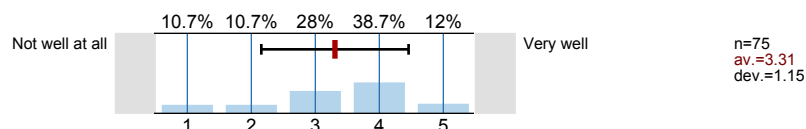
- 3.2) How well do you understand what we currently have in place, in terms of Integrated Planning?



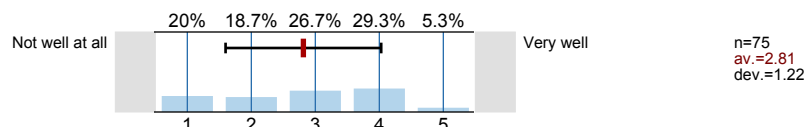
- 3.3) How well do you understand what work still needs to be done, in terms of Integrated Planning?



- 3.4) How clearly do you understand the relationship of these planning efforts to the allocation of resources?

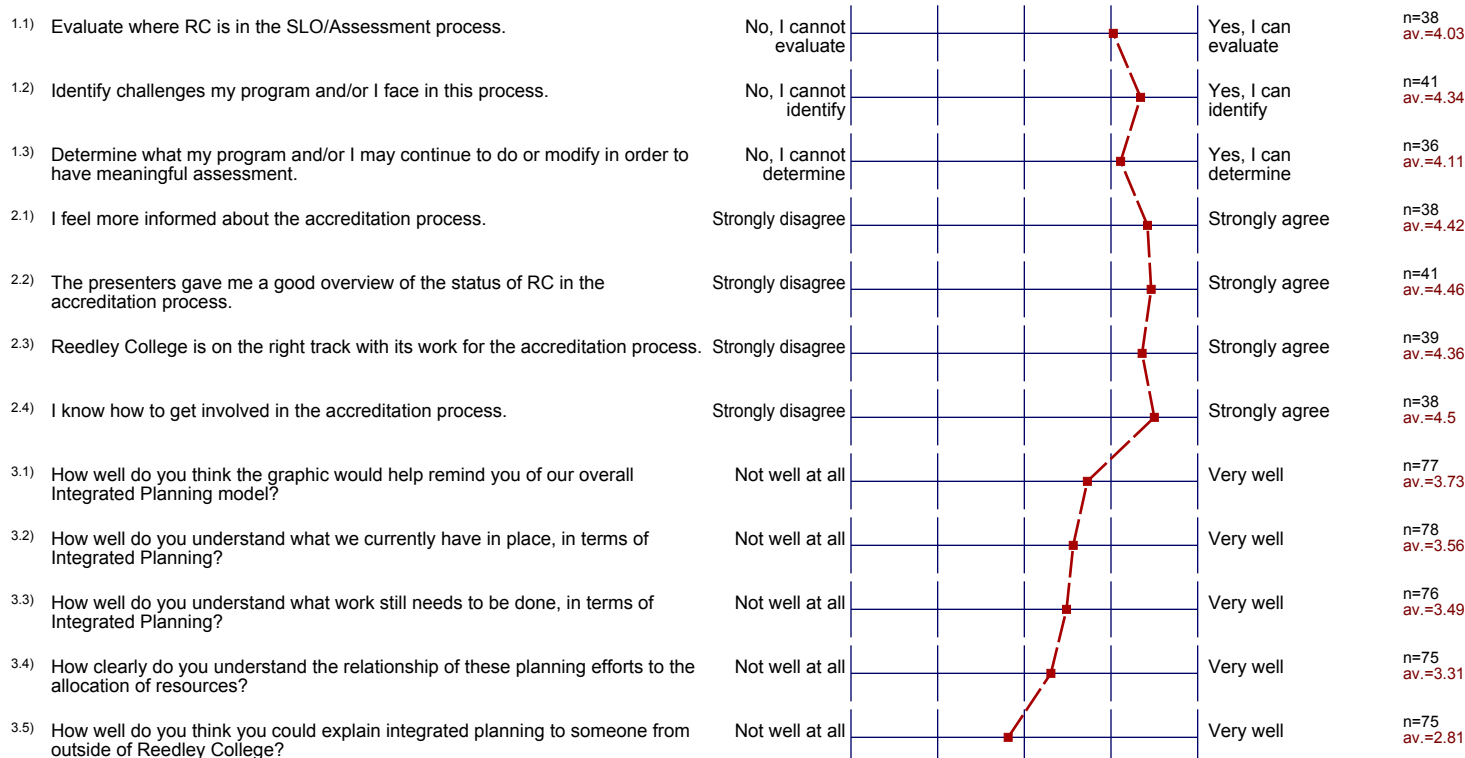


- 3.5) How well do you think you could explain integrated planning to someone from outside of Reedley College?



Profile

Subunit: General Survey
 Name of the instructor: General Survey
 Name of the course: Duty Day Fall 2010
 (Name of the survey)



Comments Report

1. On a scale between "Yes, I can" and "No, I cannot", please rate your responses to the following items with regard to the Still Lovin' those Outcomes Breakout Session:

I am now able to:

2. Using a scale between "Strongly agree" and "Strongly disagree", please rate your level of agreement with the following statements that reference the Accreditation Breakout Session:

3. On a scale between "Very well" and "Not well at all" please indicate your response to the following questions with regard to the Integrated Planning Breakout Session: