

SPANISH 1~ BEGINNING SPANISH

Welcome to class! *¡Bienvenidos a la clase de español!*

Fall 2022 / Section: 56734 / 5 Units/ Instructor: María Elvira Hernández

COURSE OVERVIEW



This is a beginning course in conversational and written Spanish for non-native speakers; it is intended for students without previous exposure to Spanish. Students will be introduced to the pronunciation, vocabulary, idioms, grammar, basic composition, and they will explore the cultures of Spain, Latin America and the Hispanic cultures of the US. ADVISORIES: English 1A or 1AH. (A, CSU-GE, UC, I).

What You Will Learn

Throughout the course, you will develop language skills in Spanish, will gain a sensitivity to differences and similarities in cultural issues, and by the end of the semester, you will be able to:


1. when shown a drawing of several actions, describe what is happening.
2. discuss your habits, vacation plans, describe your home, friends/family.
3. interview other students to find out their experiences.
4. tell about your daily routine: the 20-30 things you do in a normal day.
5. describe other persons and things using appropriate adjectives.
6. tell some important things you did yesterday, or last summer.

Computer Readiness

- This online Spanish course requires you to watch videos, record videos, make voice recordings and many other things that require an updated computer. The last thing I want is for you to be frustrated by technology, so before beginning this course, please go to [Computer Requirements](#) to see whether your computer meets the requirements for using VISTAS, our online e-text.

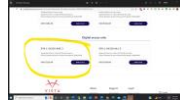
Required Materials

- Computer (desktop or laptop). iPad or smartphones support the audio/video exercises as well, but are difficult to use for some exercises.
- Webcam, microphone, and speakers or earphones/pods.



- **E-MATERIALS:** *VISTAS: Introducción a la lengua española* (6th Edition. Blanco & Donley, Vista Higher Learning, Boston, MA, 2020) Volume 1 + Supersite Code w/ WebSAM (online e-Text & workbooks).

- Purchase the materials at the [college bookstore](#) OR for a discounted price, go the [Vista Higher](#)



[Learning Store \(Publisher\)](#)

- You will be prompted to create an account; be sure to remember your username and password as you will need these to access all of the course materials.
- Here are the pricing options: **CHOOSE THE DIGITAL FORMAT**
 1. 6-month code: \$115 per semester (1 Spanish class only (Spanish 1)).
 2. 12-month code: \$75 per semester (2 Spanish classes (Spanish 1 & Spanish 2) in a 1-year period: \$150 upfront)
- You will also need to check Canvas for class announcements, links, and resources.
- **Do not buy a used code from an outside source**; these codes can only be used once by one student. Do not waste your money.
- Once you have the materials, follow the instructions on Canvas for enrolling in the course.

Grading and Evaluation

This course is not self-paced. All assignments, discussions, oral activities, quizzes, etc. are to be completed no later than 11:59pm PST/PDT on the date indicated.

Amount of Work

This is a 5-unit course and the workload reflects that. For every unit, about three hours of work are required. You will be reviewing grammar tutorials and completing various activities online to reinforce what you are learning. You will also spend time completing compositions, discussions, lesson quizzes, and preparing for oral presentations, the final exam, etc.; this will require on average about **15 hours a week**. Depending on your computer skills and understanding of the materials, the amount of time spent on the class may vary, as you become acquainted with online procedures.

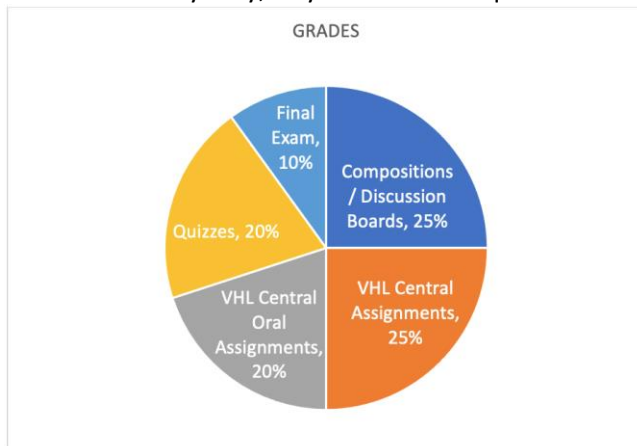



Figure 1 Amount of Work

Assignment	Percentage of Total Grade
Compositions / Discussion Boards	25%
VHL Central Assignments	25%
VHL Central Oral Assignments	20%
Lesson Quizzes	20%
Final Exam	10%
TOTAL	100%

Table 1 Grading Scale

Grading scale


A = 90-100%	B = 80-89%	C = 70-79%	D = 60-69%	F = 59% and below
-------------	------------	------------	------------	-------------------



VHL Central Assignments

Each lesson in VHL Central will have formative activities that will assess your listening, reading and writing assignments. You will also watch cultural videos and read articles, and you will answer comprehension questions. More specifically, VHL Central includes the following sections: Presentation and Tutorials, Practice, Workbook, Video Manual and Lab Manual Practice, that will take you step-by-step through each lesson. This process is fundamental to your success and includes a short introduction to the broad content; lively presentations of key topics and content; brief comprehension checks; abundant opportunities for practice and for using the content in context through chat and finally an opportunity to self-evaluate using the *Recapitulación* (practice exam), that specifies what you are expected to be able to accomplish after completing the chapter.

- You weekly VHL Central Assignments **need to be submitted every Sunday night by 11:59 pm PST/PDT** and new ones will be assigned every Monday morning.



VHL Central Oral Assignments

Every lesson in VHL Central has required **speaking/video assignments** to be completed individually or with a partner. These assignments will be scaffolded to help you communicate using the newly acquired language skills. They will be graded with a rubric that evaluates task completion, comprehensibility, pronunciation, intonation, as well as vocabulary and grammatical accuracy.

IMPORTANT! Try your own personal best in oral assignments. It is very easy to tell when someone is cheating on camera. It is easy to see eyes moving across a screen or looking down or side to side to check your notes, so please don't try it. There is a zero tolerance for cheating. Prepare for the assignments and look directly into the camera. I do not want to have to give anyone a zero if I suspect that you are cheating. Check Modules for VHL Central Oral Assignments due dates.

- You will also be required to **meet two times via Zoom during the semester** with the instructor for 10 minutes each time. We will meet once in the middle of the semester and once towards the end of the semester for the purposes of oral evaluation. See Calendar for specific dates.
- **Failure to complete these oral assignments will result in an F in the course regardless of the other points earned!**

IMPORTANT! The Oral Assignments, which require you to record your voice, will receive a grade of zero (0) if you record surrounding noise such as music or other people speaking in the background, rather than your own voice with appropriate responses. Additionally, if your recording demonstrates that someone in the background helped you with an assignment or if you record vulgar language, disciplinary actions will be initiated for academic dishonesty and/or misconduct done on your part.

Canvas Compositions / Projects/Discussion Boards




Compositions / Discussion Boards will be assigned in Canvas throughout the semester. Your grade will be based on the breadth and accuracy of grammar and vocabulary, and your correct use of punctuation and accents.

IMPORTANT! The use of machine translators for graded assignments is prohibited and constitutes academic dishonesty unless expressly allowed for a particular assignment by the instructor. Please consult the grading rubric on each assignment. Check Modules for Compositions / Discussion Boards due dates.



VHL Central Quizzes

You will be taking Quizzes at the end of each unit. These are designed to match the objectives and student outcomes, and may include listening comprehension, vocabulary, grammar, reading comprehension, culture, and/or writing. You will take these quizzes on VHL Central. These are timed quizzes, and you will have only one attempt to complete during assigned days (please see calendar). If you don't complete the quiz by the deadline, you will receive a grade of 0 on the quiz. **I do not allow students to make up quizzes.** Check full semester schedule for VHL Central Quizzes dates.



VHL Central Final Exam

At the end of the semester, you will complete a final exam on VHL Central that will cover Module 1 to Module 5, and only part of Module 6. **I do not allow students to make up the Final Exam.** Check full semester schedule for VHL Central Final Exam date.

Office Hours and Communication Policy



My **office hours** are a time that is reserved for you. You can make an appointment or just contact me at this time.

- Thursdays 1:00-2:00pm

There are three ways to contact me:

- Email elvira.hernandez@reedleycollege.edu I'll try to respond to your email within 24 hours.
- Canvas Inbox. Like email, I'll respond to you within 24 hours, usually less.
- Zoom Office [Zoom Office Hours](#) Log in and I'll receive a message that you are waiting for me. I'll join you in a minute or so and we can talk face-to-face on our screens.

If you contact me on Saturday or Sunday, I will reply on Monday.

Drop and Attendance Policy

During the first week of class, you must complete the assignment *Introductions Discussion, Questionnaire*, and setting notifications on Canvas by the due date, or you will be dropped from the class. In an online class, attendance means that you regularly engage in course activities. Most of the work in this class will be completed on Canvas and VHL Central. **If you don't engage in the course work for more than a week, you will be considered absent and will be dropped from class.** Please communicate with me if you have concerns about your attendance.

Late Work Policy

You will know the due dates of assignments and exams for this class well in advance. All work, however, must be completed on time. Extra work or makeup work will not affect your grade. For VHL Central Assignments *only* you have a one-day grace period. You may submit those assignments one day late, but will receive a **10% deduction** on those grades. After that date, grades will be entered on Canvas. No exceptions. Please do not ask. No late Quizzes or Final Exam accepted. If you have an emergency, contact me *before* the due date. Examples of emergencies constitute a car accident or a heart attack. A planned vacation or a birthday party do not fall into an emergency category.

In need of a tutor?

You may always talk to me during office hours. I am here to help you learn, but you can also work with a tutor from the Learning Center. [Watch this video](#) on information about online tutoring. This is the [Tutor Matching Service](#) that connects you with online tutors. Check it out! We are here to help you.



Disabilities

If you have special needs as addressed by the Americans with Disabilities Act (ADA) and/or need course materials in alternate formats, notify me immediately. We have [Disabled Student Programs and Services](#) on campus. Reasonable efforts will be made to accommodate your special needs.

Netiquette

Online etiquette is extremely important. We must show respect to one another at all times. Rudeness and disrespect will not be tolerated in this course. Please recognize that communication is rather "flat" online where we cannot see and hear each other. So be cautious when using sarcasm or negative statements. Familiarize yourself with "smileys," online icons that show emotion, so that you lessen the risk of offending the person you are trying to communicate with. Whenever possible, give constructive criticism and treat others the way you would like to be treated. Click [HERE](#) for more information about netiquette.

General Notes on Assignments and Academic Honesty

- Usage of English: For assignments, you should only use English when it is EXPLICITLY requested. If a language is not specified, use Spanish.
- Accented Characters: Make sure to use accents marks when needed. They are within the VHL Central exercises and they constitute an important part of the language.
- Original Work: The assignments represent opportunities for you as a student of Spanish to demonstrate your acquired knowledge of the material we have covered. Your work should be wholly original, and only your instructor should provide feedback and corrections on it. While you may use online dictionaries to look up words and expressions, you may NOT use online translators

to translate whole sentences. Assignments that contain structures that have not been covered in the course or phrases that have been copied from elsewhere will only receive partial credit. In some cases, if appropriate, you will be asked to redo the assignment. Academic dishonesty also includes cheating or using unauthorized devices during quizzes, exams or the preparation of writing projects. Egregious cases will be forwarded for disciplinary action. Penalties for academic dishonesty range from an “F” on an assignment to dismissal from the course and/ or the college.

Important dates

DATE	DAY	EVENT / DEADLINE
August 8	(M)	Start of Fall 2022 semester
August 8 - October 7	(M-F)	Short-term classes, first nine weeks
August 19	(F)	Last day to drop a Fall 2022 full-term class for full refund
August 26	(F)	Last day to register for a Fall 2022 full-term class in person
August 26	(F)	Last day to drop a Fall 2022 full-term class in person to a
September 5	(M)	Labor Day Holiday (no classes held, campus closed)
October 7	(F)	Last Day to drop a full-term class (letter grades assigned)
October 10 - December 9	(M-F)	Short-Term classes, second nine weeks
November 11	(F)	Veterans Day (no classes held, campus open)
November 24-25	(Th-F)	Thanksgiving holiday (no classes held, campus closed)
December 5-9	(M-F)	Fall 2022 final exams week
December 9	(F)	End of Fall 2022 semester

Final exam date: WEEK OF DECEMBER 5-9, 2022.

SPANISH 1 COURSE OUTCOMES:

After the completion of this course the student will be able to:

1. recognize and comprehend basic spoken Spanish within a limited range of contexts at the low beginner level of competency.

2. orally produce comprehensible sentences and phrases in Spanish to respond appropriately to questions, initiate and sustain simple conversations, or describe people, places and activities at the low beginner level of competency.
3. read, identify and comprehend specific pieces of information from selected short readings and authentic, graphically-represented text such as ads or short magazine articles.
4. construct simple sentences and compose basic paragraphs applying correct usage of basic grammatical structures to express ideas at a low beginner level of competency.
5. demonstrate knowledge and appreciation of the diversity of Hispanic cultures and the products of these cultures.

SPANISH 1 COURSE OBJECTIVES:

In the process of completing this course the student will:

1. comprehend and interact in simple spoken Spanish within the range of vocabulary topics and structures covered in this course. These topics include meeting people; describing oneself and others; talking about family, friends, daily activities and pastimes; and making plans.
2. recognize and employ new vocabulary and apply the correct usage of basic grammatical structures in order to communicate ideas, describe events, ask simple questions, and respond, both orally and in writing, to questions in the present tense.
3. comprehend basic written texts using contextual clues, vocabulary recognition, grammar knowledge, cognates, and inference.
4. review, recall and use previously learned vocabulary and grammatical structures while continuing to augment and expand this base of knowledge.
5. compare and contrast the target language and cultures with the language and cultures of the U.S.
6. demonstrate a low beginner level of competency in the five skills as mandated by the proficiency guidelines of the American Council on the Teaching of Foreign Languages (ACTFL): listening comprehension, speaking, reading, writing and a basic knowledge and appreciation of the people and cultures of Spanish-speaking countries.

BENEFITS OF LANGUAGE LEARNING

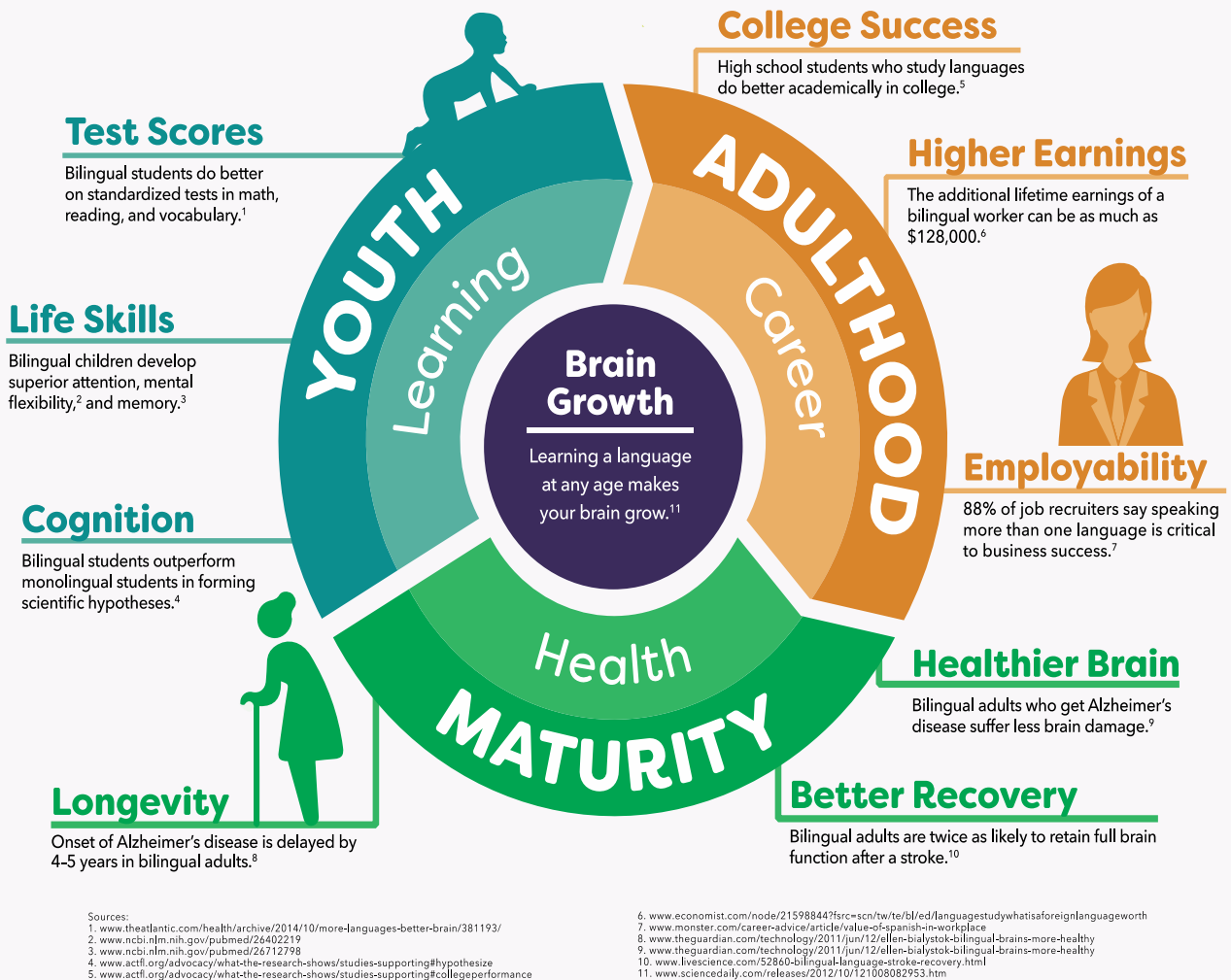


Photo Credit: <https://www.mla.org/Resources/Advocacy/Infographics/Infographic-Benefits-of-Language-Learning>

Welcome to class! You will enjoy learning Spanish and about the Hispanic cultures. ¡Bienvenidos!

DATE		Topic	Assignment due
WEEK 1	Aug. 8-12	Presentations/ Syllabus; Getting to know Canvas; Instructions to register (Vista Higher Learning-Supersite); Lección #1: Greetings; courtesy expressions	
WEEK 2	15-19	Alphabet; nouns and articles; present tense of "ser"; numbers 0-30; telling time;	
WEEK 3	22-26	Fotonovela; Panorama; review for exam 1, Exam /Lección #1	Online activities (VHL)

+

WEEK 4	29-Sept. 2	Lección #2: classroom objects; academic subjects days of the week; class schedules; present tense of – ar verbs; forming questions in Spanish	
WEEK 5	6-9	Present tense of estar ; numbers 31 and higher; fotonovela; panoramas; review for exam 2, Exam /Lección #2	Online activities (VHL)
WEEK 6	12-16	Lección #3: the family; identify people; professions and occupations	
WEEK 7	19-23	Descriptive adjectives; possessive adjectives; Present tense of –er and –ir verbs; tener and venir ; instructions portfolio activity #1	
WEEK 8	26-30	Fotonovela; panoramas; review for exam 3; Exam /Lección #3	Online activities (VHL)
WEEK 9	3-7	Lección #4: pastimes; sports; en el centro, present tense of ir ; stem-changing verbs	Portfolio activity #1
WEEK 10	10-14	Verbs with irregular yo forms; fotonovela	
WEEK 11	17-21	Panoramas; review for exam 4; Exam /Lección #4	Online activities (VHL) Oral exam via Zoom (Tuesday October 18 from 1-2:00pm)
WEEK 12	24-28	Lección #5: Travel and vacation; months of the year; seasons and weather; ordinal numbers; estar with conditions and emotions; instructions portfolio activity #2	
WEEK 13	31-Nov.4	The present progressive, ser and estar with adjectives; direct object nouns and pronouns;	
WEEK 14	7-10	Fotonovela; panoramas; review for exam 5; Exam/ Lección #5	Online activities (VHL)
WEEK 15	14-18	Lección #6: Clothing and shopping; colors; instructions cultural presentations	Portfolio activity #2
WEEK 16	21-23	Saber y conocer; preterite tense of regular verbs	Thanksgiving 24-25 Nov.
WEEK 17	28-Dec. 2	Cultural presentations	Online activities (VHL) Oral exam via Zoom (Tuesday Nov. 29 from 1-2:00pm)
WEEK 18	Dec. 5	FINAL EXAM	