

SPRING 2019

TTH

10:00-11:50

BUS 41

#51708: 1/14/19-3/15/19

INSTRUCTOR: TONI ENSZ

OFFICE: BE 44




OFFICE PHONE: 638-3641, EXT: 3785

BUS 41: 638-3641, EXT. 3335

EMAIL: toni.ensz@reedleycollege.edu

Office Hours: M & W 11:00-12:00 OR BY APPOINTMENT AND **VIRTUAL OFFICE HOUR** F 9:00-10:00. **Virtual Office Hour**-- You can **email** me at toni.ensz@reedleycollege.edu or you can **text or call** me at [\(559\) 677-7268](tel:5596777268). Make sure you give me your name, class and any information necessary for communication.

Required Text and Supplies:

-  SANDERSON: COMPUTERS IN THE MEDICAL OFFICE, 9E **ISBN: 978-1-259-63076-7**
-  1 GB JUMP DRIVE (FLASH DRIVE, MEMORY STICK, USB DRIVE)
-  MCGRAW-HILL CONNECT WEB SITE:
 - <http://www.mcgrawhillconnect.com>

COURSE DESCRIPTION:

This course introduces the student to medical office management software. Students will learn to enter patient information, insurance information, procedural and diagnostic codes, post charges and payments, schedule appointments, and generate reports.

COURSE OUTCOMES:

Upon completion of this course, students will be able to:

- A. Enter new and update existing patient information
- B. post charges and payments
- C. Schedule Appointments
- D. generate encounter forms, billing statements, and insurance claim forms
- E. print patient and practice reports

COURSE OBJECTIVES:

In the process of completing this course, students will:

- A. demonstrate a sound knowledge of how to operate the management software.
- B. post charges and payments.
- C. generate encounter forms, billing statements, and insurance claim forms.
- D. process management data.
- E. print patient and practice reports.
- F. learn the concepts and transfer that knowledge to any practice management software.

COURSE CONTENT OUTLINE:

- A. Introduction to Computers in the Medical Office
 - 1. Introduction to Health Information Technology and Medical Billing

- B. Medical Management Software Training
1. Scheduling
 2. Entering patient Information
 3. Working With Cases
 4. Entering Charge Transactions and Patient Payments
 5. Creating Claims
 6. Posting Payments and Creating Patient Statements
 7. Creating Reports
 8. Collections in the Medical Office

ATTENDANCE AND TARDIES:

- Just as it is expected that employees will be present for all workdays, students are expected to attend all class meetings, be on time, and be in class the entire class session. Roll is taken each class period. The only excused absences are those due to a school-related activity or a requirement to appear in court and you must let me know before the absence. Any other absence, calling me to tell me you will be absent does not excuse you but is considered professional courtesy and will be noted in your attendance record. (On the job, if you do not call prior to being absent, you will be reprimanded or fired.) Students leaving class before the end of class will be recorded as a tardy and 3 points will be deducted from participation.
- If you decide to drop the course, **it is your responsibility** to make the drop official in the Admissions and Records office or else possibly receive a grade of F. **The drop date for this class is February 12, 2019.**
- I do not accept late work (this includes in-class work, homework, and tests). This means you need to be in class, do the work, and hand in assignments as assigned. If you are aware you are going to be absent, you may complete the assignment and hand it in early, but no late work will be accepted.
- In this class, you are allowed 2 absences before being dropped from the class. Absences and tardies will affect your grade. Five points will be deducted each day of non-participation and 3 points for each tardy.
- Leaving early will be treated like a tardy.

HOLIDAYS:

Monday, January 21 – Martin Luther King, Jr.
Friday, February 15 - Lincoln
Monday, February 18 – Washington

TESTS:

- There are no make-ups for missed tests. If you foresee that you have an unavoidable situation on an upcoming test date, you may arrange to take the test early. No late tests will be allowed. Telephone or email me to discuss a specific situation.
- Try not to be late for an exam. If you are late, you may take the exam up to the time the first student finishes the exam and leaves. After the first student leaves, you may not take the exam and it will count as a missed exam.
- You may not leave the classroom once you have been given the test. If you leave the classroom, you will need to hand in your test.

FINAL EXAM:

- A two-hour comprehensive final exam will be on **Wednesday, March 13 during our final day of class.**

GRADING:

- *Class Participation* 10%
- *Computer Work* 45%
- *Unit Quizzes* 25%
- *Final Exam* 20%

Grade	Percentage of total points
A	90-100%
B	80-89%
C	70-79%
D	60-69%
F	59% and lower

CELL PHONES:

- Please place your phones on vibrate before class begins. No texting allowed in class. If you must take a phone call, please step out of the classroom when talking. I will ask you to leave class and deduct 3 points from your participation grade if you continually have your phone out during class. No earphones allowed in class.

ADA:

- If you have special needs as addressed by the Americans with Disabilities (ADA) act including alternate media requests, please notify your course instructor immediately. Reasonable efforts will be made to accommodate your special needs.

ACADEMIC DISHONESTY:

- Students at Reedley College are entitled to the best education that the college can make available to them, and they, their instructors, and their fellow students share the responsibility to ensure that this education is honestly attained. Because cheating, plagiarism, and collusion in dishonest activities erode the integrity of the college, each student is expected to exert an entirely honest effort in all academic endeavors. Academic dishonesty in any form is a very serious offense and will incur serious consequences.
- If you are caught cheating on an assignment, everyone involved will receive zero points on that assignment. Cheating, in this class, is handing in the same assignment as another student as if it was your own.
- Cheating is the act or attempted act of taking an examination or performing an assigned, evaluated task in a fraudulent or deceptive manner, such as having improper access to answers, in an attempt to gain an unearned academic advantage. Cheating may include, but is not limited to, copying from another's work, supplying one's work to another, giving or receiving copies of examinations without an instructor's permission, using or displaying notes or devices inappropriate to the conditions of the examination, allowing someone other than the officially enrolled student to represent the student, or failing to disclose research results completely.
- Plagiarism is a specific form of cheating: the use of another's words or ideas without identifying them as such or giving credit to the source. Plagiarism may include, but is not limited to, failing to provide complete citations and references for all work that draws on the ideas, words, or work of others, failing to identify the contributors to work done in collaboration, submitting duplicate work to be evaluated in different courses without the knowledge and consent of the instructors involved, or failing to observe computer security systems and software copyrights.
- Incidents of cheating and plagiarism may result in any of a variety of sanctions and penalties, which may range from a failing grade on a particular examination, paper, project, or assignment in question to a failing grade in the course, at the discretion of the instructor and depending on the severity and frequency of the incidents.

Receipt and Acknowledgement of OT 28 syllabus

I, _____ acknowledge the receipt of this OT 28 syllabus.
(Print your name legibly)

I have read the guide and understand the policies and procedures of this course. I particularly understand the policies regarding **Attendance, make-ups, cell phones, and Grading**, as outlined in this document.

Signature _____

Id # _____

Date _____

Phone # _____

Emergency Contact Name _____

Emergency Phone Number _____

Tell me about you. What are your interests, family, and affiliations???

Are there any medical conditions you have that might be helpful for me to know?
