

ENGLISH 130: ACCELERATED WRITING

FALL 2014

SECTION 59467

TUESDAY / THURSDAY 1:00-3:15 (CC1 202)

INSTRUCTOR: PROFESSOR CAREY KARLE

phone: 555-638-3641 ext. 3421

E-mail: carey.karle@reedleycollege.edu

Office Hours—listed on page eight

Welcome to English 130



MOVING THOUGHTS—
FROM PEN TO PAPER

The purpose of this course is to assist you on your journey to becoming a stronger critical writer. Before you can become a better or stronger writer, you must believe that writing well is important and serves a purpose in

your life. You have to be willing to constantly ask yourself, "What am I trying to say?" Then, you must challenge yourself to answer this question honestly and fully.

Catalog Description for English 130:

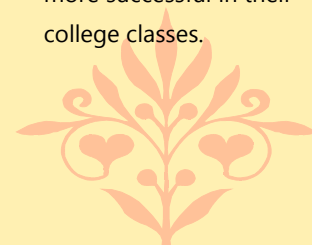
In this course, students will practice writing, revising, and proofreading essays. Students will learn to think critically and to logically develop and organize ideas. Students will use readings to enhance their writing skills and to learn how to integrate and document

sources. This is an accelerated course that prepares students for ENGL 1A. This class is not intended for students who have taken English 252 or English 125.

We use Blackboard as a supplement to our classroom. You can access our Blackboard directly from the Reedley College Website (click on the "Blackboard" link found under the "Quick Links" drop down menu at the top of the webpage).

Special points of interest:

- ◆ Students who utilize the RC Writing Center when taking English 130 have a higher pass rate than those who do not use the RC Writing Center.
- ◆ The RC Writing Center can be used online!
- ◆ Students who do not procrastinate and are well organized are generally more successful in their college classes.



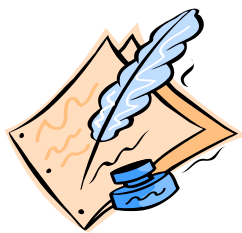
Student Learning Outcomes

Upon completion of this course, students will be able to:

- | | | |
|--|--|--|
| <p>A. Write multiple source-based essays of at least 1,200 words that includes:</p> <ul style="list-style-type: none"> ◆ an introduction, multiple paragraphs, and conclusion ◆ an arguable thesis sentence ◆ supporting details that exhibit | <ul style="list-style-type: none"> critical thinking and use secondary sources ◆ correct MLA format, including a works cited page ◆ sentences that exhibit a command of sentence structure with minimal grammatical errors ◆ use of third person ◆ awareness of | <ul style="list-style-type: none"> writing to specific audience ◆ an avoidance of intentional and unintentional plagiarism <p>B. Complete a timed essay independently in class</p> <p>C. Analyze different ideas and information found in readings and incorporate them into writing</p> |
|--|--|--|

Inside this issue:

| | |
|--|---|
| <i>Course Objectives</i> | 2 |
| <i>Required Texts and Supplies</i> | 2 |
| <i>Computer Requirements</i> | 2 |
| <i>Email</i> | 3 |
| <i>Required Course Work</i> | 4 |
| <i>Weekly-Semester Schedule</i> | 5 |
| <i>Paper Policy</i> | 6 |
| <i>Plagiarism Information and TURNITIN Assign-</i> | 7 |
| <i>Important Dates</i> | 8 |



WRITING, WRITING, AND MORE WRITING.

Nothing will work unless you do.

— Maya Angelou

Course Objectives

In the process of completing this course, students will:

- A. Write several revised essays, including at least one source based paper in which they will:
 - ◇ Practice writing and synthesizing ideas into a multiple paragraph essay, complete with topic sentences, supporting evidence, and background.
 - ◇ Practice writing an arguable thesis statement.
 - ◇ Synthesize ideas and information from multiple sources, including readings, personal observation, and reflection.
- B. Write an organized essay(s) with thesis and adequate support independently within a class period.
- C. Read and analyze college level prose for the purpose of integrating sources in writing.
 - ◇ Practice identifying and evaluating ideas and information for use in essays
 - ◇ Practice differentiating between an author's intent and the students' personal reactions to readings.

Required Texts and Supplies

Langan, John and Janet M. Goldstein. *English Brushup*. 6th ed. New York: McGraw Hill, 2015.

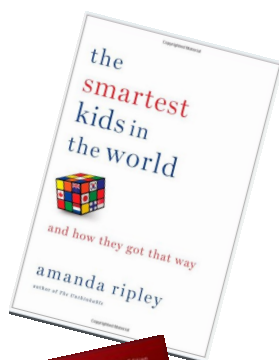
Ripley, Amanda. *The Smartest Kids in the World and How They Got That Way*. New York: Simon and Schuster, 2013.

Thin Binder
USB drive
Paper
Pencil

Bring USB drive, paper, pencil, and any/all

handouts to class everyday.

Coming to class without the required supplies means you are essentially absent.



Computer Requirements—Desirable



WHAT YOU NEED TO KNOW

Skills:

- ◆ Know basics of word processing (saving files, using spell check, using grammar check, moving text, using the help function, etc.)

- ◆ Know how to access and navigate the Internet (use a browser, utilize search engines, save and or print from the Internet)
- ◆ Know how to send e-mail and attachments

Hardware—which is also available on campus:

- ◆ Pentium (PC) or Mac equivalent

- ◆ Home Internet access is desirable but not necessary. You can use the computers on campus, but they are not always available. You need to know when each lab is open and available for drop-in use. Also, know if your local library has computers available with Internet access.



Computer Requirements—Desirable Continued

- ◆ If you work on assignments at home and your home computer crashes, is in need of repair, or you lose Internet access, you must find an alternative way to complete the required work on time for this class. This means, of course, that you need to constantly back up the work from your hard drive to a flash drive or other source. This also means avoiding completing assignments at the last minute.

Software—which is also available on campus:

- ◆ The most common word processing format is Microsoft Word. If you use another word processing program, you will need to learn to save your work in Rich Text Format (RTF).
- ◆ Guidelines for how to save in RTF are found under the “**MLA and More**” link on Blackboard.
- ◆ Do not use Microsoft Works or any other program that does not allow for easy conversion.

- ◆ Using WordPad is unacceptable. If you have WordPad, you must plan to visit a local library—public or school—to convert your work before sending it for review or as the final product.
- ◆ If you use Pages, you will need to learn to save in Rich Text Format as well. **I cannot read pages documents.**
- ◆ Adobe Reader. This can be downloaded for free. Most handouts will also be uploaded as PDFs.



KNOW YOUR COMPUTER!

E-Mail

- ◆ An e-mail address is essential. The college uses only the college email accounts (your last name underscore your seven digit ID@my.scccd.edu). You must use your college account for this and any Reedley College class. You can set your scccd.com email to forward to another email account. Information about school email can be found on the home page of the college website and on the login page for Blackboard.
- ◆ DO NOT use your cell phone as the primary means of checking/reading email. Phone screens are too small; therefore, you are not easily able to view the “whole picture” when reading email. Additionally, many phone programs do not allow for spell check on email messages, so refrain from using your phone as a primary means of communication with me.
- ◆ When you send an email, you must be specific in the message

and always sign your name. Your email address does not necessarily identify who you are unless you are using your scccd account. *I do not read or respond to email if I do not know the sender.*

- ◆ In the subject line, include the class and section number. I teach four classes, which means potentially over 100 students. In order to respond quickly, I need to match you to the correct class—which means you need to add the section number as well (i.e., English 130-59467).



EMAIL
USE IT
WISELY

- ◆ In addition, remember, when you email me, your instructor—your English instructor—you are not text messaging or emailing a friend. You need to run spell check and think about the way you are writing, for example,

do not use lower case i’s when using the first person pronoun “I”.

- ◆ After sending an email, look for a response! This might sound like common sense, but I am always surprised by students who send an email with an “urgent question” or an important question about an essay or grade, to which I reply in a timely manner with a question or further information, and it takes three or four days for a response from that student.
- ◆ One more note about email—do not send email out of anger or frustration. Do not send an email immediately after seeing a grade if the grade was not what you expected. If you have a question about a grade or comments made on an essay, take some time to think carefully about what you want to ask.

*True ease in
writing comes
from art, not
chance, as
those who
move easiest
have learned
to dance. —*

Alexander Pope

Required Course Work

| | Required | Grading Scale |
|-----------------------------------|----------|---------------|
| Class Participation | Required | |
| Quizzes | 10% | 90-100% = A |
| Reading Reflections and More | 10% | 80- 89% = B |
| Timed Essay Exams (2-3) AND Final | 10% | 70- 79% = C |
| Essays (3-4) | 70% | 60- 69% = D |
| | | 0- 59% = F |

Class participation is defined as reading the class assignments; joining in the exchange of opinions in group and/or whole class discussion; starting appropriate new items for discussion; and, perhaps most important of all, asking questions.

When figuring your final Quiz grade, I will drop the two lowest grades and average the remaining scores. **A missed quiz is equal to a zero, and no make-ups are allowed.**

I do not accept late work, nor do I allow for make up work. This means you need to be in class and do the work as assigned. The only exception to this policy is the one-week grace period given for all but the last essay. The late paper policy is described in detail on page seven.

Checking Grades

I use a program called Micro-grade to record grades.

I will upload grades after every essay exam and essay.

When I upload grades, the program (Chariot - WebGrade) will send an email that will include the link along with a user name and password so you can check your grade. The user name and password for checking grades are separate from your Blackboard login. Check your grade regularly.

Even though I use a grading program outside of Blackboard, you will need to utilize the grade book on Blackboard to review graded quizzes. When you open the grade book on Blackboard you might see exclamation points, questions marks, or a lock symbol.

The exclamation point simply means that your quiz went through properly and is waiting to be graded. Some quizzes are automatically graded as they are multiple choice. If they are not, I will have to go in and grade the quizzes myself. This might take a week or so. After I grade them, you will be able to open them through the grade book function and review the quiz. The correct answers will usually be available at that time.


If you see a question mark or lock symbol, this means that for some reason your quiz or exam did not go through properly. This usually results from either you opening multiple pages (such as PowerPoint presentations), dropping off line, having a power failure, exiting the program before you have finished the quiz or exam, or hitting the enter but-

ton instead of clicking on the submit button on the bottom of the page. If this happens, you MUST email me immediately to clear the lock. I check email several times a day and can usually clear a quiz within 24 hours or less. HOWEVER, if you wait until the day a quiz is due, I may not be able to clear the quiz AND I cannot give you extra time to complete the assignment.

Updated grades are only available after I've uploaded grades. Again, I will upload grades after every essay exam and essay.

Every writer I know has trouble writing. – Joseph Heller

Do not email me or ask during the final three weeks of the semester for a grade check. Do not email or ask me during the final three weeks asking what you need on the final essay in order to pass. Grades are uploaded regularly—and the percentages are above.




CHECK YOUR GRADE REGULARLY THROUGHOUT THE SEMESTER



Semester Schedule

All planned assignments for the semester can be viewed through the semester schedule. A copy of this schedule can be found on Blackboard under the Syllabus link. The semester schedule contains all reading assignments, discussion board due dates, essay due dates, and more.

Pay attention to announcements in class—as the schedule is tentative.



CHECK OFF ASSIGNMENTS AS THEY ARE COMPLETED. THIS WILL HELP YOU TO STAY ORGANIZED.


Plagiarism and Cheating

If it is discovered that you have cheated or plagiarized on an assignment—at any point during the semester—you will receive a zero on that assignment and perhaps a failing grade in the class. *Plagiarism of the final essay for the semester will result in a failing grade in the class.*

Plagiarism means to pass off the work of others as your own. Plagiarism is dishonest and represents an attempt to obtain the benefits of a college degree without doing the work.

For more information about plagiarism and cheating, refer

to the Fall 2014 Class Schedule (Campus Policies).




Additional information located on page seven.

Attendance Policy

- ◆ Roll is taken every day within the first five minutes of class.
- ◆ I do not distinguish between excused and unexcused absences.
- ◆ It is your responsibility to stay informed concerning any changes of assignment due dates, readings, etc... This means that being absent is not an excuse for not knowing what is happening in class. Always come to class prepared—even after an absence.
- ◆ All appointments, interviews, meetings with counselors should be scheduled outside of class time. If you work, inform your employer of your class schedule.
- ◆ I consider an unprepared student as absent.
- ◆ **If you are absent the first day of the semester, you will be dropped.**
- ◆ **If you attend the first class of the semester, but you are absent the second day, and do not contact me prior to class, you will be dropped.**
- ◆ If you have four absences by the end of the ninth week, you will be dropped from the course at the instructor's discretion.
- ◆ It is the student's responsibility to officially withdraw from this and/or any course. Failure to do so may result in an "F" grade being awarded.

"A thinker sees his own actions as experiments and questions—as attempts to find out something. Success and failure are for him answers above all."

— Friedrich Nietzsche



Paper Policy

ATTENTION:

Failure to turn in the first essay will result in being dropped from the class.

It is not possible to pass this class unless all essays are completed.

"Vision without execution is just hallucination."

— *Henry Ford*

- ⇒ All papers must be revised and typed in accordance with MLA guidelines. All work leading to your final paper must be kept—for example, all prewriting, rough drafts, peer responses, and any other work produced. **There are no exceptions to this policy.**
- ⇒ **Papers that do not follow MLA guidelines (as discussed on Blackboard) will be docked 5%, which is ½ of a letter grade. This will increase to 10% for the final essay and the final.**
- ⇒ Word Processing Formats: The most common word processing format is Microsoft Word. If you use another word processing program, you will need to learn to save your work in Rich Text Format (RTF). Guidelines for how to save in RTF are found under the **"MLA and More"** link on Blackboard. *Do not use Microsoft Works or any other program that does not allow for easy conversion. Using WordPad is unacceptable. If you have Pages, you must learn to convert files to so they can be submitted to TURNITIN and read by others.*
- ⇒ If an essay is due and you cannot access Blackboard, probably Blackboard is down. Don't stress—wait a little bit and try again. When this happens, watch for email messages from me. I will let you know the revised due date. Of course, if an essay is due and the Blackboard is down, I will not hold you to the original due date.
- ⇒ Guidelines for turning in essays through Blackboard can be found on Blackboard under the **"MLA and More"** link. All essays will be turned in through TURNITIN through links on Blackboard. *TURNITIN is a website that detects plagiarism.* This means that if you copy and or copy/paste writing from a website, another published source, or from a previous student of mine, without properly citing the source or sources, the plagiarism will be detected. You will be "caught."
- ⇒ Should I discover while reading your essay that you have not run spell check or sufficiently proofread and edited your work, I will discontinue reading and return the essay to you. You will then have until the following week to revise the paper (the return date will be clearly marked for you). The highest grade such a "returned" paper can receive is a "C".
- ⇒ You will be required to share some of your essays in progress for peer review. We will have at least one type of Writer's Workshop for each essay. All students are required to post a rough draft or outline (as directed) for each Writer's Workshop (with minimum writing completed as announced in weekly emails). The Writer's Workshop will take place on the discussion board in a forum set up specifically for each essay.
- ⇒ We will be doing various types of writing assignments this semester—and each essay will be based on a reading. Before beginning an essay, a discussion or blog will be completed. The discussion boards and blogs receive a grade separate from the essay.
- ⇒ With all our writing assignments, process will be focused upon as well as final product.
- ⇒ *At my discretion, sentences and/or paragraphs may be taken from essays or other assignments and shared with the class to help illustrate grammar concepts, writing concepts, MLA guidelines, and more.*
- ⇒ *Graded papers are returned to you via email. It is expected that you open, print, and read all returned essays. They contain comments about the essay and about writing to help you grow and improve as a writer.*
- ⇒ If something happens to your computer and/or Internet and an essay (or other assignment) is due, **email me, of course, using another computer or your phone.** Do not wait until everything is back up before contacting me. Moreover, you need to back up your work on a moveable storage device. Public libraries have computers with Internet access—work can be completed in places and on computers other than those we have at home!
- ⇒ **LATE PAPER POLICY:** *This policy pertains to the first and second essay only and does not pertain to essay exams. Papers are accepted one week after their due date. HOWEVER, the grade for any essays received during this one week grade period are read, graded, and docked a full letter grade.*



Turning in Essays—and Originality Score Assignment

Essays—Getting the Work Done on Time and Turned In

To submit the final draft of your essays, follow these steps:

1. Name the final draft of your essay with your last name, then your first, the essay number, then the section number. Save your final draft as an .docx, .doc, or .rtf file only. An example of a correctly named file would be: **Smith.Jill.Essay-1.59467.docx**
2. Log into our Blackboard class, and go into that essay's folder. Find the Turnitin.com symbol (usually the last item in the folder), and hit the "View/Complete" link.
3. The computer will walk you through the steps from that point forward.
4. Once you have turned in your paper, you will need to find out what your Turnitin.com originality score is and why you earned the score. To access your score, go back to that essay's folder and, once again, hit the "View/Complete" link to view your originality score. Click on the score to download a .pdf file that details which of your work is not your own wording. Here is a link to a video that gives a step-by-step guide to how to find and understand your own originality report: <http://www.youtube.com/watch?v=oq52OAEj1oM&feature=related>

By the next morning at 10 AM after a paper is due, you must to send me an email informing me of **your originality report score** (given as a percentage, i.e. what percent of your paper was not original work) as well as a few sentences (one or two) explaining **why you received that originality score**.

To give you an idea of what I am looking for in your email, here's an example:

"According to Turnitin.com, 19 % of my paper is not my own words because I used and cited a few quotations from Plato's allegory in my paper to support my argument. I also provide a works cited page, so that the reader can see from where I got my information."

Online Classes: Once I finish grading your paper, I will reply to your email concerning your originality score with the graded paper as an attachment.

Face-to-Face Classes: Once I finish grading your paper, I will return your essay in class along with a copy of the email with the originality score.

If I do not receive an email from your regarding your originality score, I will not grade/return your essay.

Cheating/Plagiarism

Bottom line: Do not copy someone else's words or ideas without giving him/her credit. Do not use another student's paper as your own. Do not use a paper you wrote from another class in this class. Do not use a paper you wrote for this class in a previous semester. Do not have another person write the paper for you. All of these are forms of cheating. You will receive a zero on the assignment (whether it is something plagiarized on your papers or on the discussion board) and a report will be filed with the administration for their review. Please be advised that you will submit your final drafts of your papers in Turnitin.com, so if you do plagiarize your papers, you will be caught.

*I know one thing—
that a certain
amount of pride
always goes
along with a
teaspoonful of
brains, and that
this pride
protects a man
from deliberately
stealing other
people's ideas.
That is what a
teaspoonful of
brains will do for
a man--and
admirers had
often told me I
had nearly a
basketful--though
they were rather
reserved as to
the size of the
basket.*

- Mark Twain
"Unconscious
Plagiarism"
speech, 1879

*This assignment was borrowed and adapted from Mrs. E. Berg's spring 2013 syllabus.

English 130: Accelerated Writing

FALL 2014
SECTION 59467

phone: 555-638-3641 ext. 3421
E-mail:
carey.karle@reedleycollege.edu

Office: A-Annex, Room 4

Office Hours:

Monday 10:00-12:00
Wednesday 10:00-11:00
Friday– Virtual Office Hour
through Email 8:00-9:00

And by mutual appointment

*"The end depends
upon the
beginning"*

– The Emperors Club

FINAL

THURSDAY
DECEMBER 11
1:00-2:50

The time/day of the final will not be changed to accommodate holiday or travel arrangements or employment schedules. Do not arrange travel during finals week.

Essential Information

- ◆ **Time Commitment:** This course meets every week for five unit hours. The average amount of homework for a unit hour is two-three hours. This means that the time needed outside of class is about ten to fifteen (10-15) hours per week. It is important to understand the time commitment necessary to be successful in this or any class.
- ◆ It is your responsibility to stay informed concerning any changes of assignment due dates, readings, etc... This means you need to pay attention to class announcements and email me or a classmate if you are ever absent to find out if any updates to the schedule have been made.
- ◆ It is your responsibility to officially withdraw from this and/or any course. Failure to do so may result in an "F" grade being awarded.
- ◆ Because we are using Blackboard, a class e-mail list is generated. This e-mail list is to be used for school related messaging only. Any other use of the e-mail list can result in your being dropped from the course. Continued sending of unsolicited e-mail could be viewed as a form of harassment. Appropriate action will be taken as necessary per school policy.

Student Conduct:

- ◆ You are expected to behave in a manner that is respectful to others and conducive to learning. You are expected to interact with each other respectfully and to work cooperatively and constructively in group and partner activities and assignments.
- ◆ All cell phones MUST be turned off or silenced during class. AND you MUST put the phone in your book bag, purse, or pocket. You do not need to look at your phone during class.
- ◆ All iPods or similar devices are to be off and put into books bags, purses, pockets, etc. during class. It is not acceptable to listen to music during class.
- ◆ You will get out of this class as much as you put in to it. My job is to help you better understand basic sentence structure, essay structure and more—and use this knowledge to become better writers. I truly care about your success and will do whatever I can to help you. However, the final responsibility is yours.

Helpful Hints

- ◆ Keep a copy of each of your papers. This protects you if I should happen to lose one of your papers. You should save your work on your hard drive and back up your work to a USB or other storage device.
- ◆ Keep track of your work. You should save all of your work until the end of the semester so you can double check your final recorded grade. Of course, check your grade regularly throughout the semester.
- ◆ Should you discover that you are unable to regularly attend class for whatever reason, it is imperative that you discuss this with me as soon as possible. Telling me of work schedule changes, illness, family emergencies, etc. after missing several days/weeks is unacceptable.

Important Dates

| | | |
|----------------|--------|--|
| August 22 | (F) | Last day to drop a full-term class for a full refund |
| August 29 | (F) | Last day to register for a full-term Fall 2014 class in person |
| August 29 | (F) | Last day to drop a Fall 2014 full-term class to avoid a "W" in person |
| August 31 | (Su) | Last day to drop a full-term class to avoid a "W" on WebAdvisor |
| September 1 | (M) | Labor Day holiday (no classes held, campus closed) |
| September 12 | (F) | Last day to change a Fall 2014 class to or from a Pass/No-Pass grading basis |
| October 10 | (F) | Last day to drop a full-term class (letter grades assigned after this date) |
| November 11 | (T) | Veterans' Day observed (no classes held, campus is open) |
| November 27-28 | (Th-F) | Thanksgiving holiday (no classes held, campus closed) |
| December 8-12 | (M-F) | Fall 2014 final exams week |

