

REGULAR AGENDA
BOARD OF TRUSTEES
STATE CENTER COMMUNITY COLLEGE DISTRICT
District Office Board Room
1525 E. Weldon Avenue, Fresno, CA 93704
4:30 p.m., July 5, 2016

- I. CALL TO ORDER
- II. PLEDGE OF ALLEGIANCE
- III. INTRODUCTION OF GUESTS
- IV. APPROVAL OF MINUTES: Regular Meeting of June 14, 2016, and Special Meeting of June 23, 2016
- V. PUBLIC COMMENT [see footnote]
- VI. REPORTS AND PRESENTATIONS
 - A. Joint District and Campus Presidents' Reports Sandra Caldwell
 - B. 2016 California Community Colleges Student Success Scorecard Barbara Hioco
- VII. REPORTS OF BOARD MEMBERS
- VIII. FUTURE AGENDA ITEMS
- IX. CONSIDERATION OF CONSENT AGENDA [16-51HR through 16-56HR]
[16-79G through 16-86G]
- X. GENERAL
 - A. Review Bond Oversight Committee and Consideration to Approve Citizens' Bond Oversight Committee Bylaws [16-36] Ed Eng
- XII. PUBLIC COMMENT [see footnote]
- XIII. CLOSED SESSION
 - A. PUBLIC EMPLOYEE DISCIPLINE/DISMISSAL/RELEASE, Pursuant to Government Code § 54957 [one matter]

Public Comment
(continued)

Central Valley. They will be meeting, coming to a general consensus of political topics, and letting representatives at local and state levels know where their generation stands on these issues. They will call it the Millennial Convention.

Morrie Pivovarovff, brother of Helen Shubin – Mr. Pivovarovff spoke to the closed session item that he said involved his sister. He said she had worked at Madera Community College Center and everything was ok. She transferred to Fresno City College as the only white blond female in her area. She says she has been harassed and he gave examples of instances. She has now been recommended for a suspension. He asked the board for their help in this situation.

Raul Perez, CSEA – Mr. Perez introduced himself as labor relations representative. He spoke to the situation regarding Helen Shubin. He stated that they have worked very hard to work with the district to resolve the issue and their proposal was rejected. He said the employee does not need suspension, but does need guidance and leadership.

Morris Pivovarovff, father of Helen Shubin and Morrie Pivovarovff – He said when he got notice of what was going on and read the letter from Dr. Azari, he wrote back to her and she did not respond. He thinks this should be resolved quickly.

Joint District and
Campus Presidents'
Reports

Sandra Caldwell gave campus reports for Reedley College, Fresno City College and Clovis Community College for the months of June and July. Among those things reported were that previously she had announced that Reedley College had received \$1.5M for the Basic Skills and Student Transformations Grant. Fresno and Clovis received late notification that they also received \$1.5M each, for a total of \$4.5M for the district as a whole. She also reported that all colleges will have opening day on August 11, 2106.

2016 California
Community Colleges
Student Success
Scorecard

Barbara Hioco presented information regarding the 2016 Student Success Scorecard data, as released from the State Chancellor's Office.

2016 STUDENT SUCCESS SCORECARD RESULTS

DR. BARBARA HIOCO
INTERIM VICE CHANCELLOR
EDUCATIONAL SERVICES & INSTITUTIONAL EFFECTIVENESS



ABOUT THE STUDENT SUCCESS SCORECARD

- Provides a performance measurement system for CA Community Colleges
- Provides transparency and accountability
- Requires annual review with board of trustees



2016 STUDENT COHORT

The 2016 student cohort was tracked for six years starting 2009-2010 through 2014-2015.

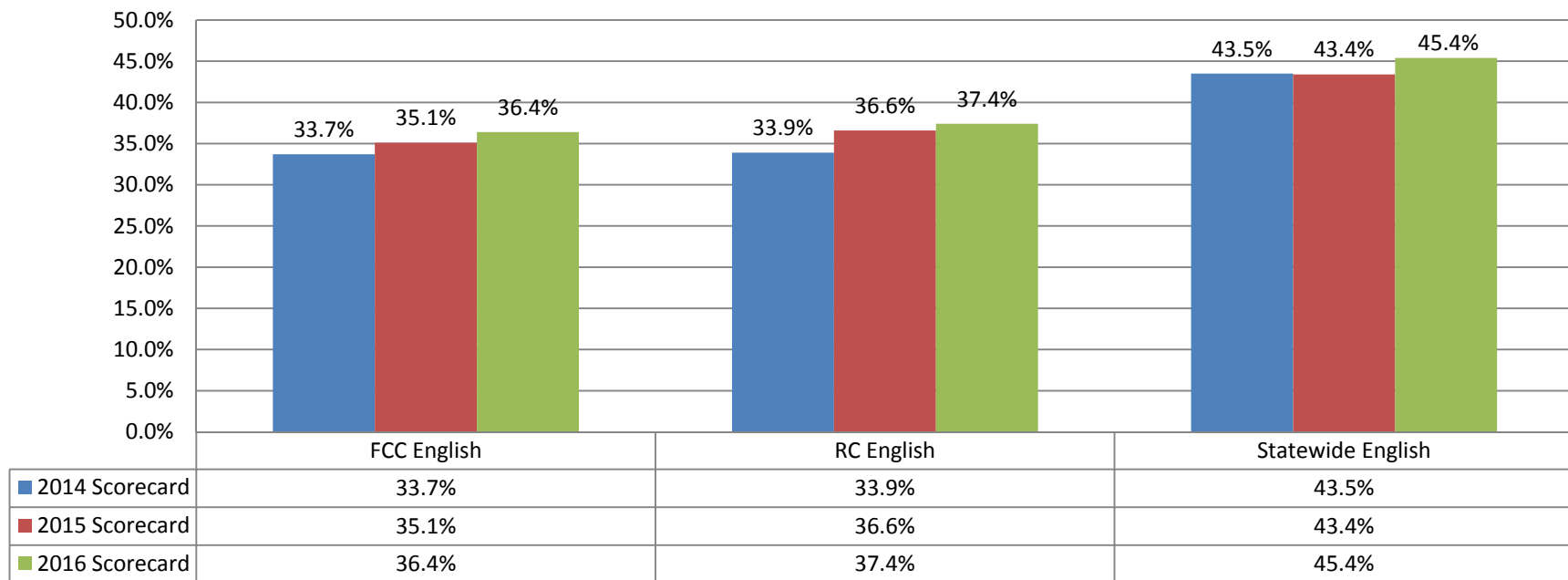
Note:

- This cohort began enrollment in 2009-2010 during continued state budget cuts.
- Based on the 2016 scorecard, 76% of first-time cohort students at both FCC and RC enter unprepared for college. Statewide, 75% of all students at CA community colleges enter unprepared.
- Clovis is included as part of the Reedley College Scorecard. The 2016 scorecard includes data from 2009 through 2015 when Clovis was still a center under Reedley College.



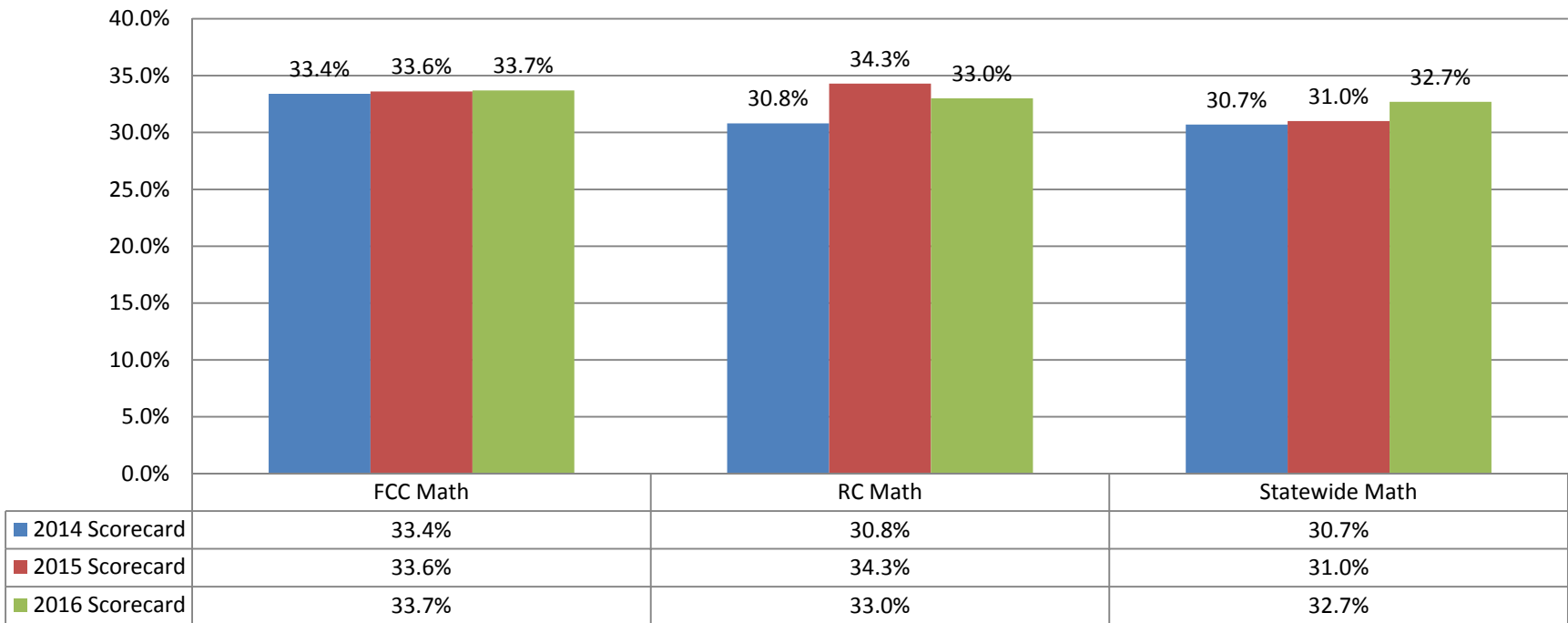
REMEDIATION IMPROVEMENT RATE - ENGLISH

Definition: Percentage of students tracked for six years who first enrolled in a credit course below transfer level in English and completed a college-level course in the same discipline within six years.



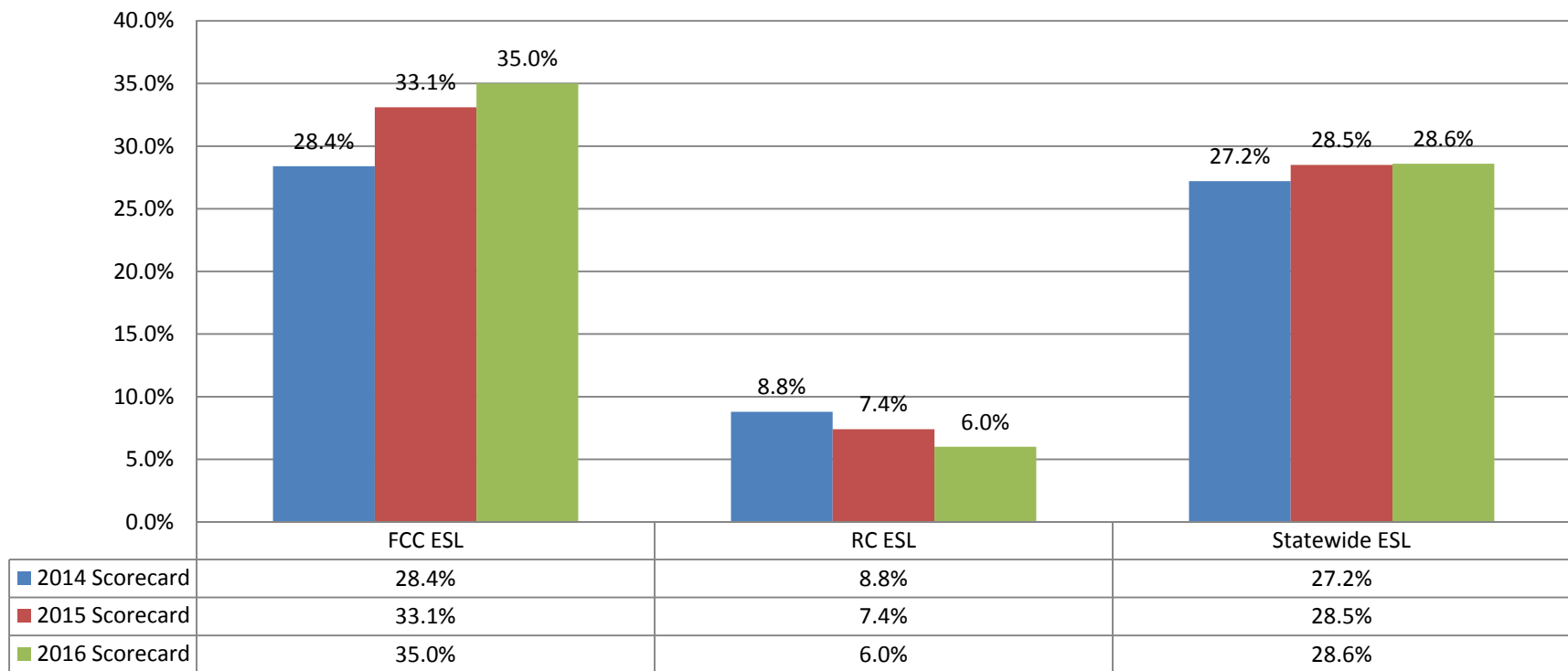
REMEDIATION IMPROVEMENT RATE - MATH

Definition: Percentage of students tracked for six years who first enrolled in a credit course below transfer level in mathematics and completed a college-level course in the same discipline within six years.



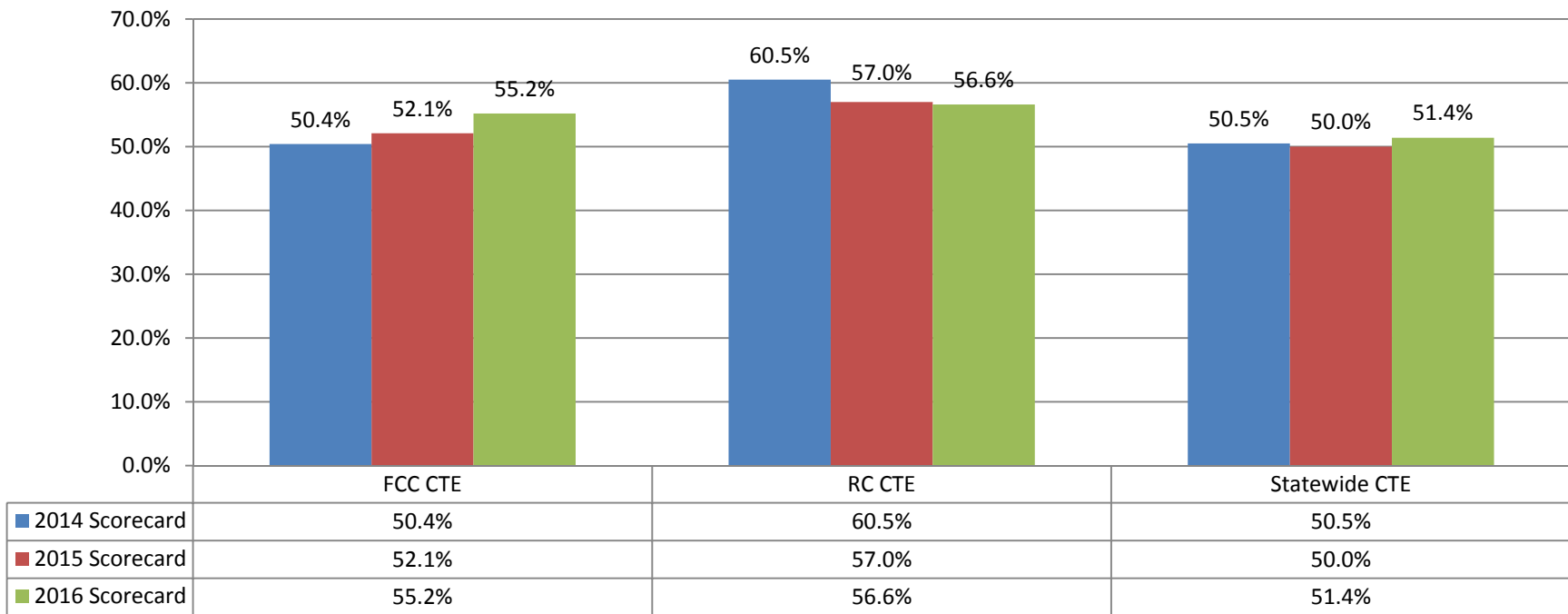
REMEDIATION IMPROVEMENT RATE - ESL

Definition: Percentage of students tracked for six years who first enrolled in a credit course below transfer level in ESL and completed a college-level course in the same discipline within six years.



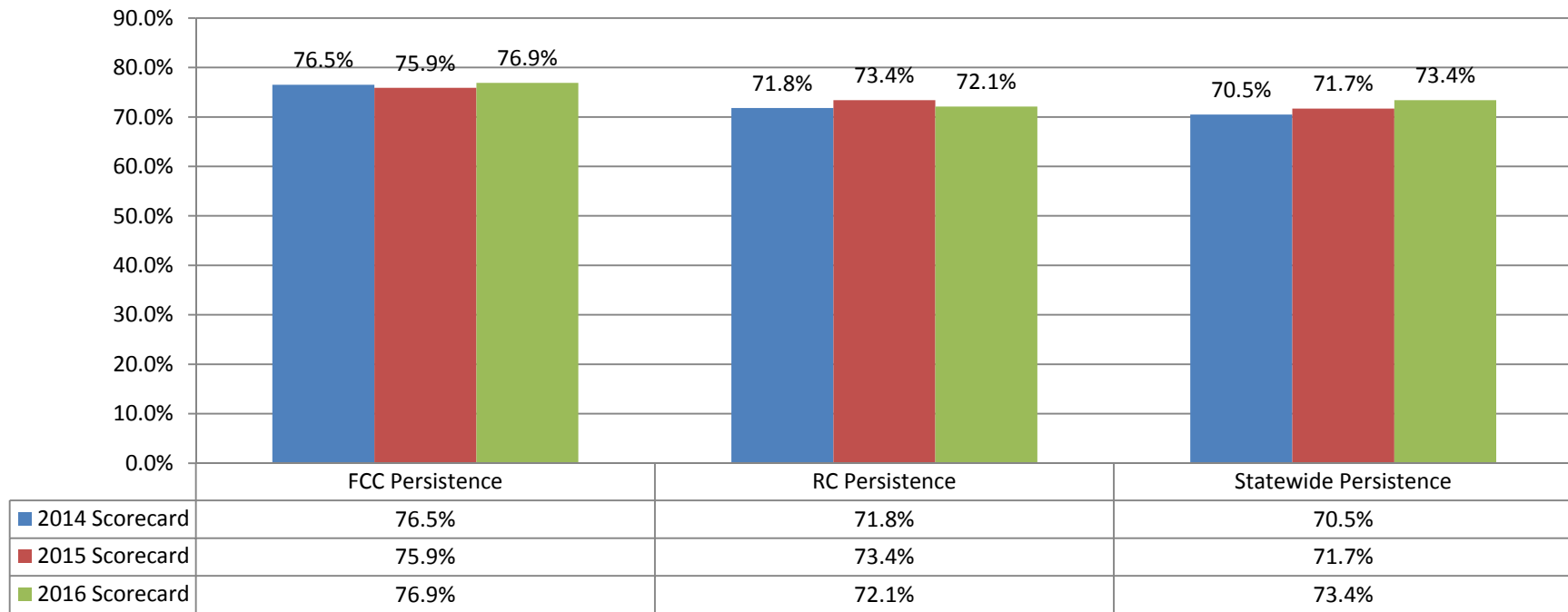
CAREER TECHNICAL EDUCATION COMPLETION RATE

Definition: Percentage of students completing more than eight units in courses classified as career technical education (or apprenticeship) in a single discipline for the first time in 2009-10 tracked for six years through 2014-15 who completed a degree, certificate, apprenticeship or transfer-related outcomes.



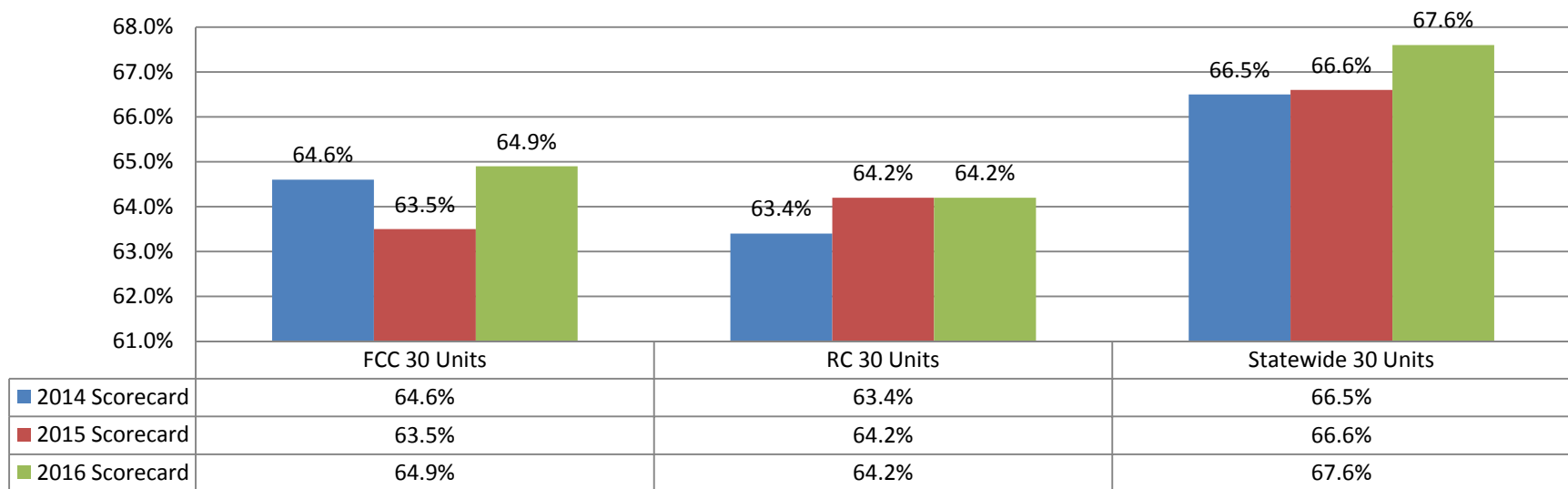
PERSISTENCE RATES

Definition: Percentage of degree, certificate and/or transfer-seeking students starting first time in 2009-10 tracked for six years through 2014-15 who enrolled in the first three consecutive terms.



30 UNIT COMPLETION RATE

Definition: Percentage of degree, certificate and/or transfer-seeking students starting first time in 2009-10 tracked for six years through 2014-15 who achieved at least 30 units.

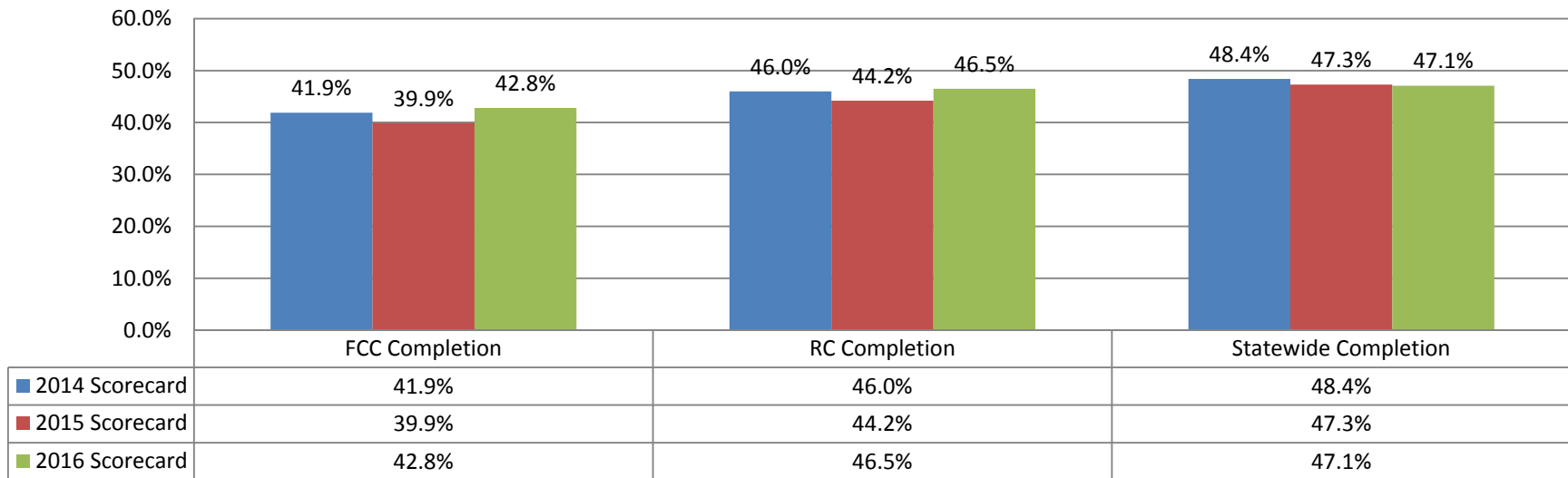


Wage studies have shown that students who complete 30 college units, regardless of graduation, achieved a positive effect on future earnings.



COMPLETION RATE

Definition: Percentage of degree, certificate and/or transfer-seeking students starting first time in **2009-10** tracked for six years through 2014-15 who completed a degree, certificate or transfer-related outcomes.



Note: Students in these cohorts encountered difficulties with availability of courses due to continued state budget cuts. Overall, statewide completion rates flattened from 2015 to 2016 while completion rates at FCC and RC increased. Completion rates are expected to improve with future cohorts due to the increase in sections that started in 2014-15 and student success and equity efforts.

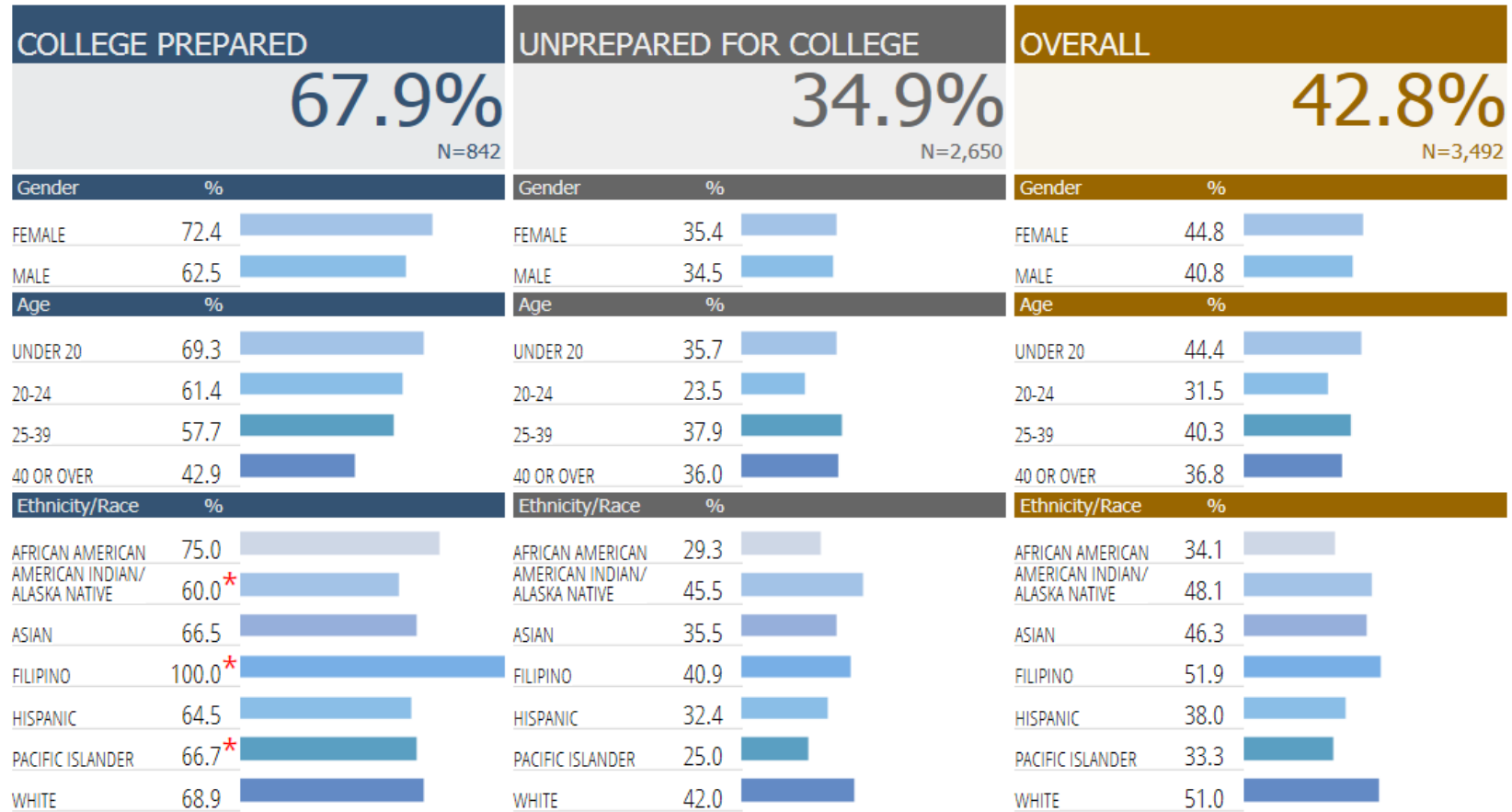


FRESNO CITY COLLEGE

Completion

[Click here to view trend data](#)

Percentage of degree, certificate and/or transfer-seeking students starting first time in 2009-10 tracked for six years through 2014-15 who completed a degree, certificate or transfer-related outcomes.



0%: Cohort with no students attaining an outcome

N/A: Cohort has no students

*: Cohort fewer than 10 students

Percentage of Unprepared Students: 76%

COLLEGE PREPARED: Student's lowest course attempted in Math and/or English was college level

UNPREPARED FOR COLLEGE: Student's lowest course attempted in Math and/or English was remedial level

OVERALL: Student attempted any level of Math or English in the first three years

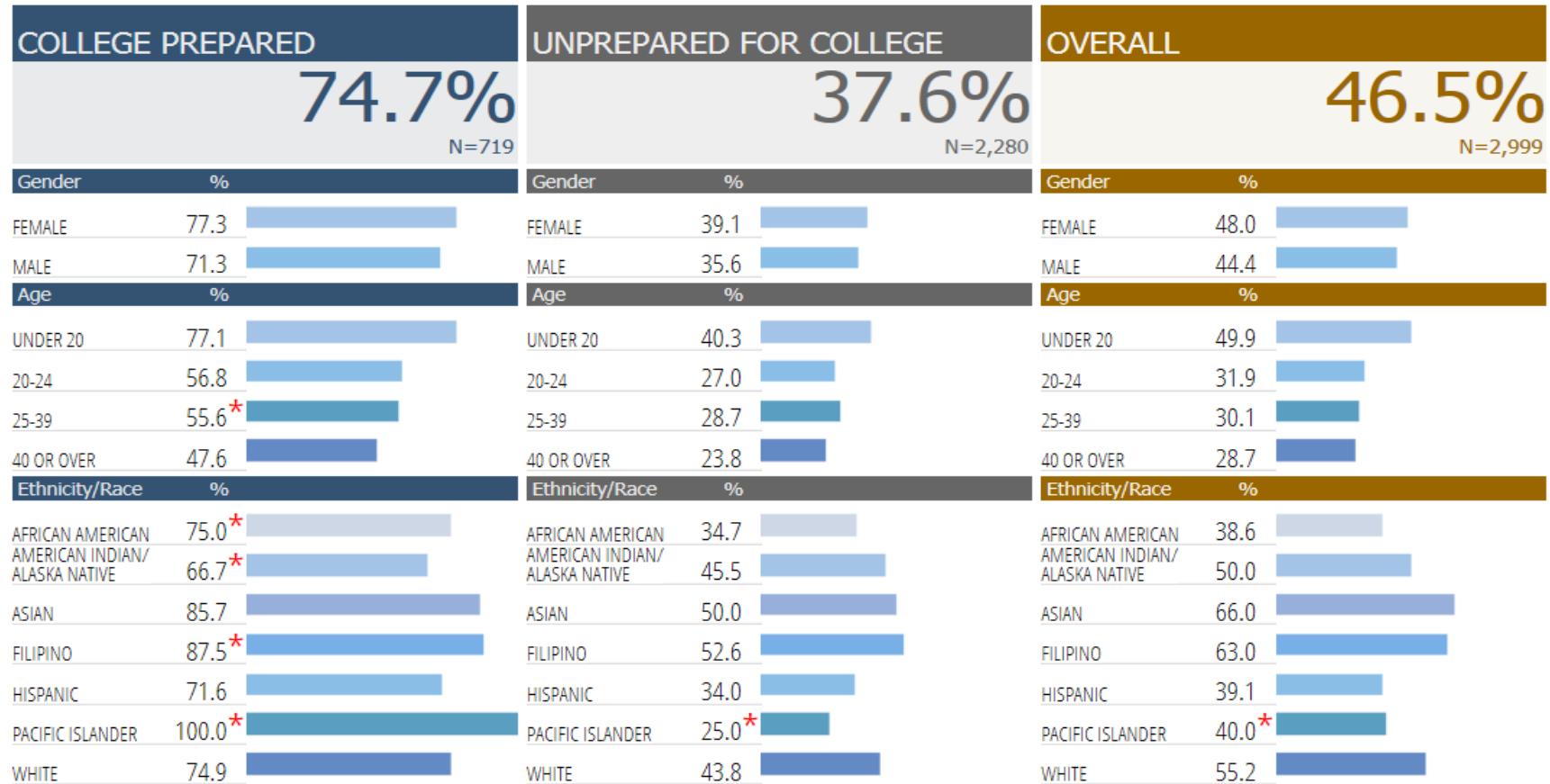


REEDLEY COLLEGE

Completion

[Click here to view trend data](#)

Percentage of degree, certificate and/or transfer-seeking students starting first time in 2009-10 tracked for six years through 2014-15 who completed a degree, certificate or transfer-related outcomes.



0%: Cohort with no students attaining an outcome

N/A: Cohort has no students

*: Cohort fewer than 10 students

Percentage of Unprepared Students: 76%

COLLEGE PREPARED: Student's lowest course attempted in Math and/or English was college level

UNPREPARED FOR COLLEGE: Student's lowest course attempted in Math and/or English was remedial level

OVERALL: Student attempted any level of Math or English in the first three years



SKILLS BUILDERS

- New metric for the 2016 Scorecard
- Workers who are maintaining or adding to skillset required for ongoing employment and career advancement
- These students do not earn community college certificates or degrees and do not transfer to a four-year institution
- Most only take one or two CTE courses
- Most are older students who have workforce experience



FRESNO CITY COLLEGE

Skills Builder

[Click here to view trend data](#)

The median percentage change in wages for students who completed higher level CTE coursework in 2012-2013 and left the system without receiving any type of traditional outcome such as transfer to a four year college or completion of a degree or certificate.

Median Earnings Change

+22.9%

N=1,202

Disciplines with the highest enrollment	Median % Change	Total N
Police Academy	11.9%	411
Corrections	236.9%	87
Child Development/Early Care and Education	40.3%	80
Administration of Justice	57.6%	68
Accounting	16.9%	58
Probation and Parole	76.0%	53
Applied Photography	23.6%	50
Nutrition, Foods, and Culinary Arts	22.1%	48
Electronics and Electric Technology	55.3%	44
Information Technology, General	21.8%	39

*: Cohort fewer than 10 students

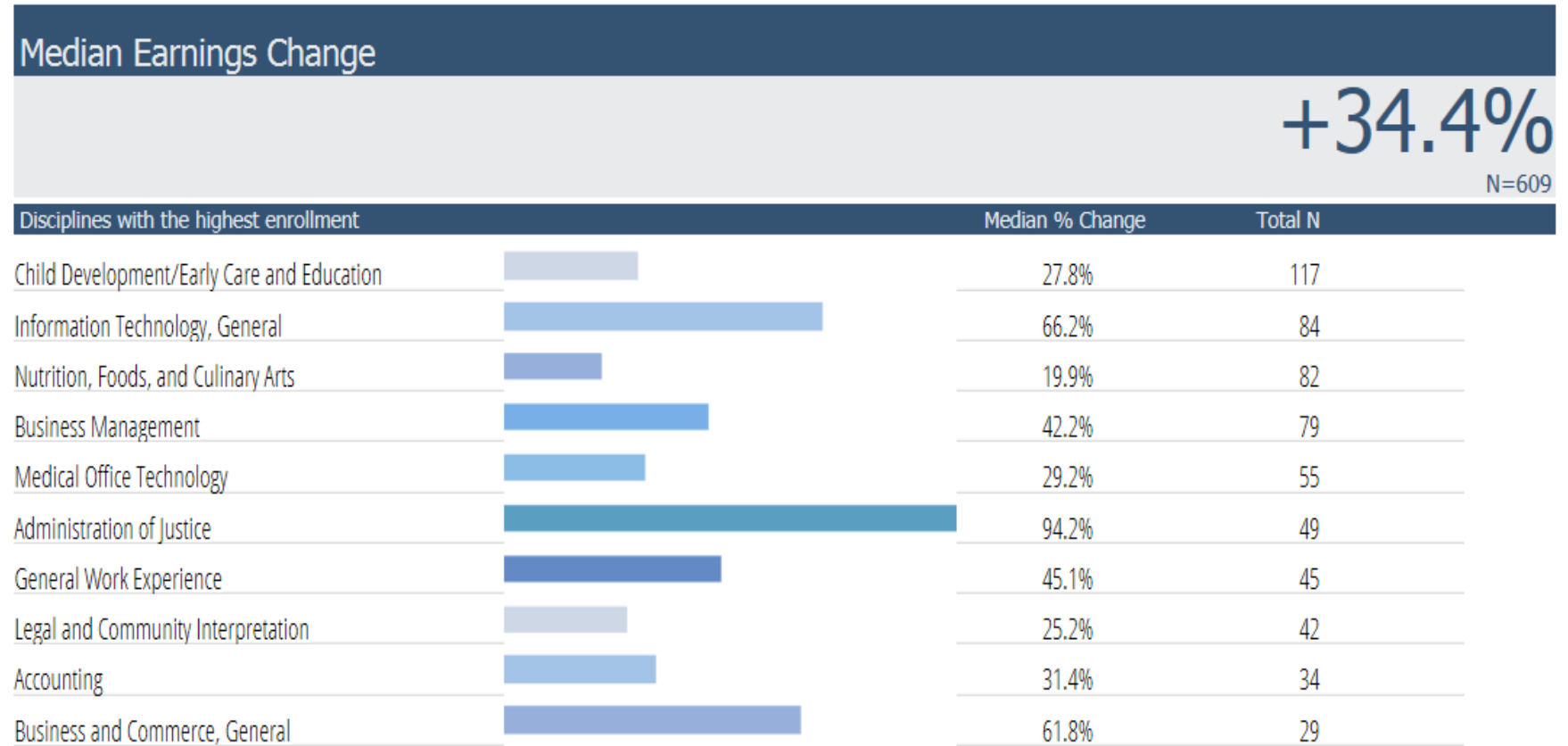


REEDLEY COLLEGE

Skills Builder

[Click here to view trend data](#)

The median percentage change in wages for students who completed higher level CTE coursework in 2012-2013 and left the system without receiving any type of traditional outcome such as transfer to a four year college or completion of a degree or certificate.



*: Cohort fewer than 10 students



