







1. Student Performance and Outcomes	2015-16 Outcome	2016 1-Year Goal	Status (Difference)	2016 6-Year Goal	One-Year Goal	Six-Year Goal
	FALL 2016 and 2017 Student Success Scorecard				2017 Proposed Goals FALL 2017 and 2018 Student Success Scorecard	2017-2023 Proposed Goal FALL 2022 and 2023 Student Success Scorecard
1.1 Retention Rates	91.82%	90%	✔ 2%	90%	92%	90%
 1.2 Successful Course Completion (DataMart)	FALL 2016 69.79%	68%	✔ 0%	70%	69%	70%
1.3 COLLEGE CHOICE: Basic Skills Successful Course Completion Rates (ATERM)	FALL 2016					
 Basic Skills English (Reading & Writing) - 250, 252, 260, 262	52.12%	56%	✘ -3.9%	61%	53%	61%
Basic Skills English-Reading - 262B, 262, 260 B, 260A, 260	50.00%	55%	✘ -5.0%	60%	51%	60%
Basic Skills English-Writing - 272, 252, 250	55.64%	49%	✔ 6.6%	54%	52%	54%
Basic Skills Math - 201, 250, 256, 272	57.77%	51%	✔ 6.8%	56%	55%	56%
Basic Skills ESL - Reading - 226R, 265RE, 266R	77.52%	61%	✔ 16.5%	66%	77%	78%
Basic Skills ESL - Writing - 225W, 265WR, 266W	75.60%	61%	✔ 14.6%	66%	75%	76%
1.4 Overall Completion Rate (Scorecard 6-year Cohort)	2017 Scorecard					
Prepared	73.30%	69%	✔ 4.3%	72%	74%	72%
 Unprepared	38.60%	35%	✔ 3.6%	39%	35%	39%
Overall	46.50%	45%	✔ 1.5%	46%	45%	46%
1.5 Persistence Rates (first 3 terms) (Scorecard 6-year Cohort)	2017 Scorecard					
Prepared	78.80%	74%	✔ 4.8%	77%	81%	77%
 Unprepared	70.10%	69%	✔ 1.1%	72%	69%	72%
Overall	72.10%	72%	✔ 0.1%	72%	72%	72%
1.6 At Least 30 Units Rate (Scorecard 6-year Cohort)	2017 Scorecard					
Prepared	78.40%	69%	✔ 9.4%	71%	79%	71%
 Unprepared	61.80%	59%	✔ 2.8%	62%	59%	62%
Overall	65.60%	62%	✔ 3.6%	63%	62%	63%
1.7 Basic Skills Education Progress (Scorecard 6-year Cohort)	2017 Scorecard					
Math	35.60%	29%	✔ 6.6%	32%	30%	32%
English	40.00%	33%	✔ 7.0%	36%	34%	36%
ESL	10.60%	7%	✔ 3.6%	9%	8%	9%
1.8 Career Technical Education (CTE) Rate (Scorecard 6-year Cohort)	63.00%	56%	✔ 7.0%	59%	57%	59%
1.9 CTE Course Completion Rate (by FALL terms) DataMart	76.35%	93%	★ -16.7%	93%	77%	93%
1.10 Transfer Rate (Six-Year) (Scorecard 6-year Cohort)	45.00%	42%	✔ 3.0%	44%	43%	44%
 2. Accreditation Status						
Status	FA-N	FA-N	FA-N	FA-N	FA-N	FA-N
Date of Next Visit: SPRING 2018						
3. District Fiscal Viability	For the district to report					

FA-N= Fully Accredited- No Warnings